



University of
New Haven

University of New Haven
Digital Commons @ New Haven

Mechanical and Industrial Engineering Faculty
Publications

Mechanical and Industrial Engineering

5-2017

A Constraint Programming Approach for the Team Orienteering Problem with Time Windows

Ridvan Gedik

University of New Haven, RGedik@newhaven.edu

Emre Kirac

University of Houston, Clear Lake

Ashlea Bennet Milburn

University of Arkansas, Fayetteville

Chase Rainwater

University of Arkansas, Fayetteville

Follow this and additional works at: <http://digitalcommons.newhaven.edu/mechanicalengineering-facpubs>



Part of the [Industrial Engineering Commons](#), and the [Mechanical Engineering Commons](#)

Publisher Citation

Gedik, R., Kirac, E., Milburn, A. B., & Rainwater, C. (2017). A constraint programming approach for the team orienteering problem with time windows. *Computers & Industrial Engineering*, 107, 178-195.

Comments

This is the authors' accepted manuscript of the article published in *Computers & Industrial Engineering*. The version of record is posted at <http://dx.doi.org/10.1016/j.cie.2017.03.017>

A Constraint Programming Approach for the Team Orienteering Problem with Time Windows

May 4, 2017

Ridvan Gedik ^{a,*}, Emre Kirac ^b, Ashlea Bennett Milburn ^b, Chase Rainwater ^b

^aUniversity of New Haven, 300 Boston Post Rd, West Haven, CT, 06516, USA

^bUniversity of Arkansas, 4207 Bell Engineering Center, Fayetteville, AR 72701, USA

Abstract

The team orienteering problem with time windows (TOPTW) is a NP-hard combinatorial optimization problem. It has many real-world applications, for example, routing technicians and disaster relief routing. In the TOPTW, a set of locations is given. For each, the profit, service time and time window are known. A fleet of homogenous vehicles are available for visiting locations and collecting their associated profits. Each vehicle is constrained by a maximum tour duration. The problem is to plan a set of vehicle routes that begin and end at a depot, visit each location no more than once by incorporating time window constraints. The objective is to maximize the profit collected. In this study we discuss how to use constraint programming (CP) to formulate and solve TOPTW by applying interval variables, global constraints and domain filtering algorithms. We propose a CP model and two branching strategies for the TOPTW. The approach finds 119 of the best-known solutions for 304 TOPTW benchmark instances from the literature. Moreover, the proposed method finds one new best-known solution for TOPTW benchmark instances and proves the optimality of the best-known solutions for two additional instances.

Keywords: Team orienteering problem, time windows, vehicle routing, constraint programming, interval variable

*: Corresponding author.

E-mail addresses: rgedik@newhaven.edu (R. Gedik), ekirac@uark.edu (E. Kirac), ashlea@uark.edu (A. B. Milburn), cer@uark.edu (C. Rainwater).

1 Introduction

The team orienteering problem with time windows (TOPTW) is a NP-hard combinatorial optimization problem [1]. The formal definition of the TOPTW is as follows. Assume that $G = (\mathcal{N}, \mathcal{A})$ is a directed network graph with a set of $n + 1$ nodes $\mathcal{N} = \{0, 1, \dots, n\}$ and set of connecting arcs $\mathcal{A} = \{(i, j) : i \in \mathcal{N}, j \in \mathcal{N}, i \neq j\}$. The travel time t_{ij} on arc (i, j) is known. Associated with each location $i \in \mathcal{N}$, service time s_i , profit p_i , and time window $[b_i, e_i]$, where b_i and e_i are the earliest and latest times i can be visited, respectively, are known. If a vehicle visits location i and arrives there before b_i , it must wait until b_i to begin service. The profit p_i is collected if there is a visit to i within $[b_i, e_i]$. A fleet of m homogenous vehicles is available. The problem is to determine a set \mathcal{V} of vehicle tours where each customer is visited *at most once* and each tour v starts and ends at the depot ($i = 0$) within window $[b_0, e_0]$. The objective is to maximize the profit collected from visited customers. The TOPTW is an extension of the more general orienteering problem (OP), first introduced in Tsiligridis [2]. The OP considers only a single vehicle, while the TOPTW utilizes multiple vehicles and includes time window constraints [3]. A comprehensive review of applications and solution techniques for OP variants, including TOPTW, is provided in Vansteenwegen et al. [4]. Example applications include tourist routing problems [5, 6, 7], disaster relief logistics [8, 9], pickup and delivery services [10], and sales representative route planning [11].

Many heuristic solution techniques have been developed for TOPTW in recent years. Montemanni and Gambardella [12] propose an ant-colony system (ACS) algorithm for TOPTW. They also propose and solve 148 benchmark instances for TOPTW, which they develop by modifying vehicle routing problem with time windows (VRPTW) instances from Solomon and Cordeau [13, 14]. In Gambardella et al. [15], the ACS algorithm is improved and better solutions are obtained for 26 TOPTW benchmark instances. Vansteenwegen et al. [16] develop an easy to implement iterated local search (ILS) heuristic for TOPTW. While ILS is faster than the original ACS algorithm [12], the solutions from ACS are approximately 2% better, on average, than solutions produced by ILS. Tricoire et al. [11] develop a variable neighborhood search (VNS) heuristic for a variation of TOPTW; namely, the multi-period orienteering problem with multiple time windows. When the VNS heuristic is used to solve the TOPTW benchmark instances, it is observed that solution quality is better than ILS but computational time is worse. The solution quality and computational time of VNS is better than ACS. Lin and Yu [17] develop fast and slow versions of a simulated annealing (SA) heuristic. The slow SA heuristic has longer computational times than the fast one, but is able to find best-known solutions for more

instances than the fast SA heuristic. For both the slow and fast SA heuristics, the solution quality is better than ILS but worse than ACS and VNS. Labadie et al. [1] develop a granular variable neighborhood search (GVNS) algorithm based on linear programming. The solution quality of GVNS is better than ILS and ACS but worse than VNS. GVNS is faster than ACS and VNS but slower than ILS. Hu and Lim [18] develop an iterative three-component heuristic (I3CH) that finds improved solutions for 35 of the 304 TOPTW benchmark instances. The first component of I3CH is local search, the second is a simulated annealing algorithm, and then finally routes are recombined to obtain better solutions. Cura [19] develops an artificial bee colony (ABC) algorithm for TOPTW. The solution quality of ABC is worse than I3CH and GVNS but better than ACS. It is able to produce high-quality solutions with shorter runtime. On average, the computational time of ABC is better than I3CH, GVNS and ACS.

There is only one exact approach for TOPTW in the literature of which we are aware. Tae and Kim [20] introduce a branch and price algorithm capable of solving both the team orienteering problem (TOP) and TOPTW. Of the three sets of TOPTW benchmarks available in the literature, they include only those from Righini and Salani [21] in their computational study. They state the instances from Montemanni and Gambardella [12] are too difficult to solve optimally, and also omit those from Vansteenwegan et al. [16] because the optimal solutions of the instances are already known. For the 117 TOPTW benchmark instances included in their computational study, the branch and price algorithm finds optimal solutions for 91 of them within a two-hour runtime limit.

In this paper, we propose a new exact solution technique for the TOPTW. We formulate TOPTW using a constraint programming (CP) model and refer to this model as CP-TOPTW. We use CP Optimizer with two different branching rules for its solution. CP has been shown to be an efficient solution technique for numerous combinatorial optimization problems. Applications in the literature include problems such as parallel machine scheduling [22, 23, 24, 25, 26], tournament organization [27], staff scheduling & rostering [28, 29], vehicle routing & traveling salesman problems [30, 31, 32], and VRPTW [33, 34, 35, 36, 37]. Using CP Optimizer with our model outperforms the branch and price approach of Tae and Kim [20] in two primary ways. First, we solve the 187 and 66 TOPTW benchmark instances from Montemanni and Gambardella [12] and Vansteenwegan et al. [16], respectively, that Tae and Kim [20] omit. We find solutions with a competitive average gap (2% and 0.24%) for those instances. Second, the branch and price approach fails to find a feasible solution within a two-hour runtime limit for 28 of the 117 TOPTW benchmark instances included in the Tae

and Kim [20] computational study. Using CP Optimizer, we find at least one feasible solution within a 30-minute runtime limit for each of these 117 instances. On the other hand, one strength of the branch and price approach is that optimality is proven for more of the 117 instances than we are able to prove using CP Optimizer.

The contributions of this paper are threefold. First, a CP model is introduced for TOPTW and CP Optimizer with two branching rules is used for its solution. Due to the strengths of CP in expressing complex relationships, very difficult constraints such as selective node visits, subtour elimination and time windows are represented. Compared with ILP formulations for TOPTW, CP-TOPTW does not require a large number of decision variables and constraints. Thus, we are able to run benchmark instances without experiencing any memory problems. When compared with approximate approaches in the literature such as sophisticated local search methods, our CP model does not require extensive parameter tuning as those methods do. And while the approximate methods are quite efficient in finding good quality solutions, they are not able to prove the optimality of those solutions, as we are able for some instances using CP. Second, CP-TOPTW and its components, such as global constraints, provide a strong base for other solution techniques for OP variants and related routing problems, potentially fostering new methodological developments. Third, the results we obtain using CP Optimizer with CP-TOPTW advance current knowledge regarding TOPTW benchmark instances in a number of ways. In keeping with the convention in the literature, we use the term *best-known solution* to refer to a feasible solution with objective value equal to the maximum objective value published in the literature. We find 119 of the previously best-known solutions and we improve upon the best-known solution for one benchmark instance, finding a solution with an objective value strictly greater than what is published in the literature. For the 66 instances for which optimal solutions are known, we find 49 of them. Additionally, we provide new proof of optimality for two test instances.

The remainder of this paper is organized as follows. Section 2 provides the CP formulation for TOPTW and provides an illustrative example. Section 3 provides results for CP-TOPTW and a comparison to existing algorithms from the literature. Finally, conclusions and future research directions are discussed in Section 4.

2 Methodology

Vansteenwegen et al. [16] discuss the computational difficulties associated with solving the TOPTW. It is known that solving TOPTW in polynomial time is unlikely [17]. To address these computational

challenges, we aim to test the effectiveness of CP, which is well known for its abilities to express complex relationships using global constraints and to obtain good quality solutions within reasonable times. A CP implementation contains a search strategy and a constraint propagation mechanism designed to filter out the values in (integer) variable domains that cause infeasible solutions [38, 39]. In the constraint model, algorithms are triggered every time a change occurs in the domain of a variable. A feasible solution is obtained when all domains are reduced to a single value. Note that a variable can be used to model more than one constraint. Therefore, whenever a change occurs in the domain of a shared variable, propagation algorithms of all global constraints are run to search for the possible domain reductions of other variables [38, 40, 41]. If a feasible solution has not been achieved after all possible reductions, value instantiation takes place. If all variables are instantiated and a constraint is not satisfied, then a search phase continues. Search strategies may include both look back and look ahead procedures. As the search proceeds, filtering algorithms are re-run with the updated information to identify a feasible solution. For a more detailed explanation of the search in CP and different strategies, we refer the reader to Hooker [42], Heipcke [43] and van Hoesve and Katriel [38].

2.1 Constraint programming model

Vansteenwegen et al. [16] and Labadie et al. [1] provide integer programming models for TOPTW. In this section, we introduce a CP model for TOPTW. We utilize *(time) interval variables* that are capable of expressing several critical decisions such as start time, end time, duration and usage rate under one variable ([44], [45]). Interval variables are useful in order to represent complex scheduling and routing activities especially when they are *optional* (i.e. a task may or may not be processed, a customer may or may not be visited, etc.). Laborie and Rogerie [45] mention several advantages of interval variables. One is that the optionality is already modeled in the definition of the interval variable and there is no need for additional constraints in order to enforce this binary relationship, as the traditional integer decision variables require in scheduling problem formulations. As an example, if an optional interval variable is not present in the final solution, it is interpreted as its domain is empty and thus not considered in the final solution. However, in case of its presence in the final solution, we know that its domain contains a single value which is defined by its start and end time. Finally, its final status (absence or presence) can be queried by using *presenceOf(Interval Variable)* in the problem formulation.

In this application, the domains are the possible time periods when a location visit starts and ends. The duration of the visit is fixed and equal to the difference between the visit redend time and start time.

Figure 1 and the list below explain other features of interval variables used in this application.

- Start and end time represents redservice start and end time of a visit, respectively. redRecall that start time is not necessarily the time the vehicle arrives to a location, as the vehicle may need to wait until the time window begins.
- Only one vehicle is needed to initiate and terminate a visit. Therefore, usage rate is equal to one. From this point forward, we represent an interval variable as a continuous line identified by the service start and end times.

Through the use of interval variables, we are able to dramatically reduce the number of decision variables and constraints needed to formulate the TOPTW model so that a model for even larger benchmark instances can be created without memory problems.

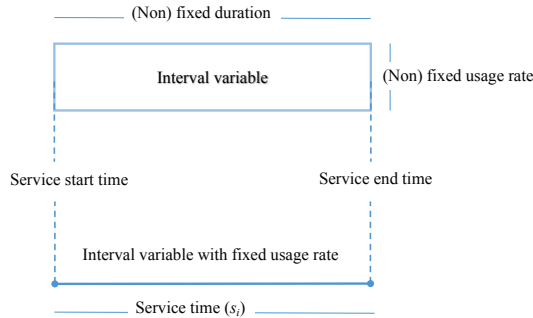


Figure 1: Interval variable attributes

We create an extra node $n + 1$ (dummy depot) and add it to the node set \mathcal{N} in order to model vehicles returning to the depot. Also, we set $t_{i,n+1} = t_{i,0}$ for all $i \in \mathcal{N}$, $e_{n+1} = e_0$ and $b_{n+1} = b_0$. The following interval variables are then created with the appropriate service times:

- x_{iv} , optional interval variable representing visiting node $i \in \mathcal{N}, i \neq 0, i \neq n + 1$ using vehicle v and with a service time of s_i .
- y_i , interval variable associated with $i \in \mathcal{N}$. Interval variables of the depot, y_0 and y_{n+1} , are mandatory (must be present in the solution) whereas interval variable y_i is optional for each customer location $i \in \mathcal{N}, i \neq 0$ and $i \neq n + 1$. Service time s_i is assigned to y_i , where $s_0 = 0$.

- $Z_i = \{x_{i1}, x_{i2}, \dots, x_{iv}, \dots, x_{im}\}$, set of interval variables representing possible vehicles on which node $i \in \mathcal{N}, i \neq 0, i \neq n + 1$ can be visited.
- $Q_v = \{x_{1v}, x_{2v}, \dots, x_{iv}, \dots, x_{nv}\}$, set of interval variables representing possible nodes $i \in \mathcal{N}$ that can be visited by vehicles $v \in \mathcal{V}$. This set is also called *interval sequence variable* for $v \in \mathcal{V}$ since it is used to evaluate the feasibility of a sequence for a vehicle.

We note that the time interval variable and its optionality feature as well as several global constraints (*Alternative, NoOverlap, Pulse* etc.) used in this study are extracted from IBM's CP Optimizer. Due to the lack of standardization in defining variables and global constraints in the CP community, it may not be possible to run the exact same model in another solver such as OR Tools and Gecode because these features might be referred to using different names. CP Optimizer's *Alternative*($a_0, \{a_1, \dots, a_n\}$) global constraint allows an exclusive alternative between interval variables $\{a_1, \dots, a_n\}$ [45]. This constraint ensures that exactly one of the interval variables from the arbitrarily defined set $\{a_1, \dots, a_n\}$ will be executed if the arbitrarily defined interval variable a_0 is executed. Moreover, a_0 will start and end together with the one chosen from set $\{a_1, \dots, a_n\}$. However, a_0 is not executed if none of the interval variables from $\{a_1, \dots, a_n\}$ are executed. This feature is utilized to assign visits to vehicles.

Laborie et al. [46] define *TransitionDistance*(.) as a function that records minimal delays between two successive non overlapping interval variables. This function is used as an input for another global constraint called *NoOverlap*($\{a_1, \dots, a_n\}, \text{TransitionDistance}(\cdot)$) that defines a chain of non-overlapping interval decision variables with minimal time between every two successive interval variables in the set $\{a_1, \dots, a_n\}$. In this application, *TransitionDistance*(.) is defined as a two dimensional array that stores the time between each location pair. Thus, the *NoOverlap* constraint assures that if a location is visited by a vehicle, the time for the next location visit must occur after the necessary travel time elapses and the same vehicle cannot visit more than one location at any given time (or travel to more than one location). Moreover, Laborie et al. [46] also present another global constraint called *Cumulative* that keeps track of the cumulative usage level of the resource by the activities (in terms of interval variables) over time. Laborie et al. [46] and IBM [44] present numerous elementary cumulative functions in order to describe the impact of individual interval variables over time. For instance, *Pulse* is used to model cumulative usage and *Step* is to describe resource production/consumption. In this application, the *Cumulative* constraint and its *Pulse* function are used to limit the total number of vehicles in use at any time to be less than or equal to the fleet size.

Given the interval variables and global constraints defined above, CP-TOPTW is as follows.

$$\text{maximize } \sum_{i \in \mathcal{N}} p_i y_i$$

subject to (CP-TOPTW)

$$\textit{Alternative}(y_i, Z_i) \quad i \in \mathcal{N}, i \neq 0, i \neq n + 1 \quad (1)$$

$$\textit{Cumulative}(\{y_0, y_1, \dots, y_{n+1}\}, 1, m) \quad (2)$$

$$y_i.\textit{StartMin} = b_i \quad i \in \mathcal{N} \quad (3)$$

$$y_i.\textit{StartMax} = e_i \quad i \in \mathcal{N} \quad (4)$$

$$\textit{NoOverlap}(Q_v, \textit{TransitionDistance}(t_{ij} | i \in \mathcal{N}, j \in \mathcal{N})) \quad v \in \mathcal{V} \quad (5)$$

$$Q_v.\textit{First}(y_0) \quad v \in \mathcal{V} \quad (6)$$

$$Q_v.\textit{Last}(y_{n+1}) \quad v \in \mathcal{V} \quad (7)$$

The objective function of CP-TOPTW seeks to maximize the total profit. Constraints (1) assure that each location except the depot ($i = 0, n + 1$) is visited by at most one vehicle. This is made possible since the global *Alternative* constraint restricts only one of the Z_i to be in the solution if y_i presents in the solution. *Cumulative* global constraints (2) are employed to model the usage of each vehicle $v \in \mathcal{V}$ during visits. They ensure the total number of busy vehicles at any time cannot exceed the number of available vehicles m . The vehicle usage over time is computed with the help of elementary sub-function *Pulse*(y_i). It increases and decreases the cumulative usage of busy vehicles by one at the start and end of interval variable y_j , respectively. Note that if the vehicles were dissimilar, we would define a specific *Cumulative* constraint and *Pulse* function for each $v \in \mathcal{V}$.

The time window for each location is defined by constraints (3) and (4). The former set the minimum start time (b_i) and the latter set the maximum start time (e_i) of a location. *NoOverlap* constraints (5) assure that the interval variables in Q_v represent the possible visits of vehicle $v \in \mathcal{V}$ in order of the non-overlapping intervals. Furthermore, with the help of *TransitionDistance*(t_{ij}), *NoOverlap* global constraints create a minimal travel time (t_{ij}) between the end of interval variable x_{iv} and the start of interval variable x_{jv} for the pair of consecutive visit locations i and j . Finally, constraints (6) and (7) make the depot the first and the last location to be visited by each vehicle $v \in \mathcal{V}$.

A very important advantage of CP-TOPTW compared to its ILP counterparts in Vansteenwegen et al. [16] and Labadie et al. [1] is that the number of constraints is no longer exponentially growing with the size of the input such as number of customers, vehicles and tour duration. The usage of interval variables replaces the time variables (arrival time, service start time etc.) since these decisions are in the domains of interval variables. Moreover, their sets (interval sequence variables) and *Alternative* constraints are used to intelligently handle vehicle assignments to visits in such a way that a tour structure is maintained while subtours are prevented.

2.2 An illustrative example

We illustrate the functionality of interval variables and constraints of (CP-TOPTW) over a simple TOPTW instance with four nodes ($n = 4$) and two vehicles ($m = 2$). Recall that each node $i \in \{1, 2, 3, 4\}$ can be visited by at most one vehicle $v \in \{1, 2\}$ in the TOPTW and this restriction is enforced by creating an optional interval variable for each possible assignment as shown in Figure 2. Thus, possible nodes that can be visited by vehicle v form an interval sequence variable $Q_v = \{x_{1v}, x_{2v}, x_{3v}, x_{4v}\}$. Similarly, possible vehicle assignment to a node i is represented by a set of interval variables $Z_i = \{x_{i1}, x_{i2}\}$. The length of an interval variable represents the service time s_i required to visit node i and remains unchanged regardless of vehicle assignment decisions. As a consequence, assignment dependent service durations in case of dissimilar vehicles could also be modeled using the same scheme.

Tour start and end events are modeled as mandatory interval variables. Figure 2 shows that each tour must be initiated and ended by interval variables y_0 and $y_{n+1=5}$ with zero service time. This restriction is enforced by making y_0 and y_5 as the first and last interval variables of interval sequence variables Q_1 and Q_2 that stand for the tour of vehicle 1 and 2, respectively.

For the sake of simplicity, we assume that the first two nodes are assigned to the first vehicle and last two nodes are visited by the second vehicle as seen in Figure 3. The *Alternative* constraint ensures that a node can only be visited by at most one vehicle (i.e. at most one of the interval variables in set Z_i can be in the solution). Furthermore, it requires optional interval variable y_i for $i = 1, 2, 3, 4$ to be present in the solution if any element of Z_i is present. Recall that service time window restrictions are handled by explicitly specifying the minimum start and end times of y interval variables. The sequence in each tour (for each v) is identified by the *NoOverlap* constraint that takes interval sequence variable (Q_v) and travel distances (t_{ij}) defined in the *TransitionDistance* function as input parameters. It

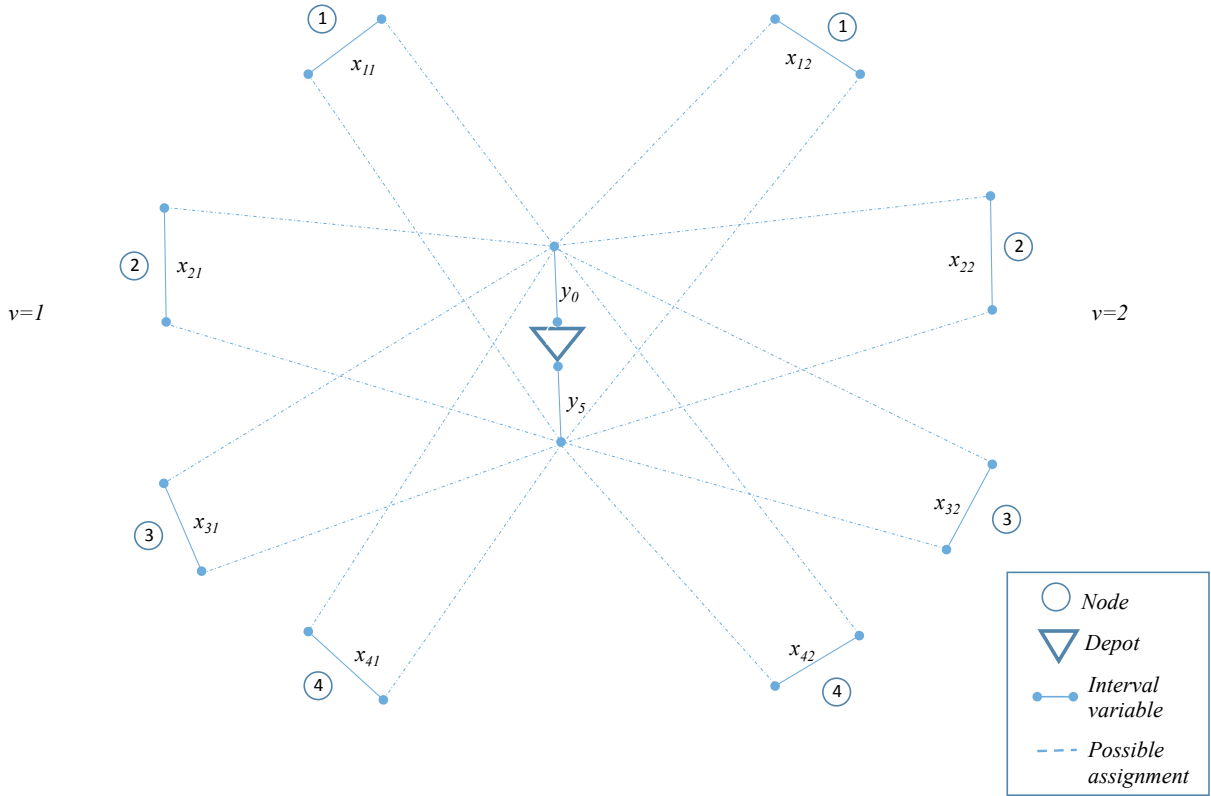


Figure 2: Depot, nodes and interval variables

makes sure that a tour for vehicle v is formed in such a way that interval variables in Q_v do not overlap with each other during service and travel as illustrated in Figure 4. For this particular example, customer 3 and 4 are assigned to the second vehicle and the optimal tour is formed as $0 - 3 - 4 - 0$. This is indicated as $y_0 \rightarrow y_3 \rightarrow y_4 \rightarrow y_5$ and $s_0 \rightarrow s_3 \rightarrow s_4 \rightarrow s_5$ in terms of interval variables and their visit durations, respectively. If the optimal tour was $0 - 4 - 3 - 0$, this would be indicated as $y_0 \rightarrow y_4 \rightarrow y_3 \rightarrow y_5$ by interval variables and $s_0 \rightarrow s_4 \rightarrow s_3 \rightarrow s_5$ by service times.

Finally, the *Cumulative* global constraint is utilized to capture vehicle usage for each assignment scheme. This constraint is redundant since all restrictions of the TOPTW are already handled by other global constraints. However, it tightens the CP formulation by reducing the domains of interval variables and makes the domain filtering algorithms more efficient. In coordination with other global variables, the *Cumulative* constraint assures that the total number of busy vehicles in use must be smaller than or equal to $m = 2$ at all times while its *Pulse* function increases and decreases the number of busy vehicles by one at the beginning and end of each interval variable as demonstrated in Figure 5. A vehicle is labeled as busy only when it is serving a customer.

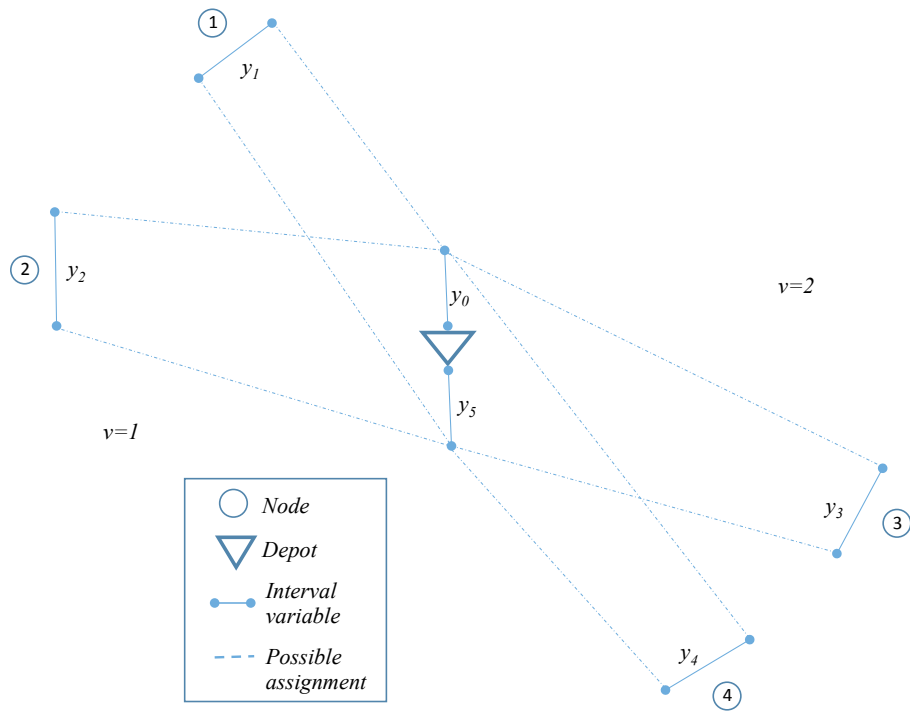


Figure 3: Assigning nodes to vehicles

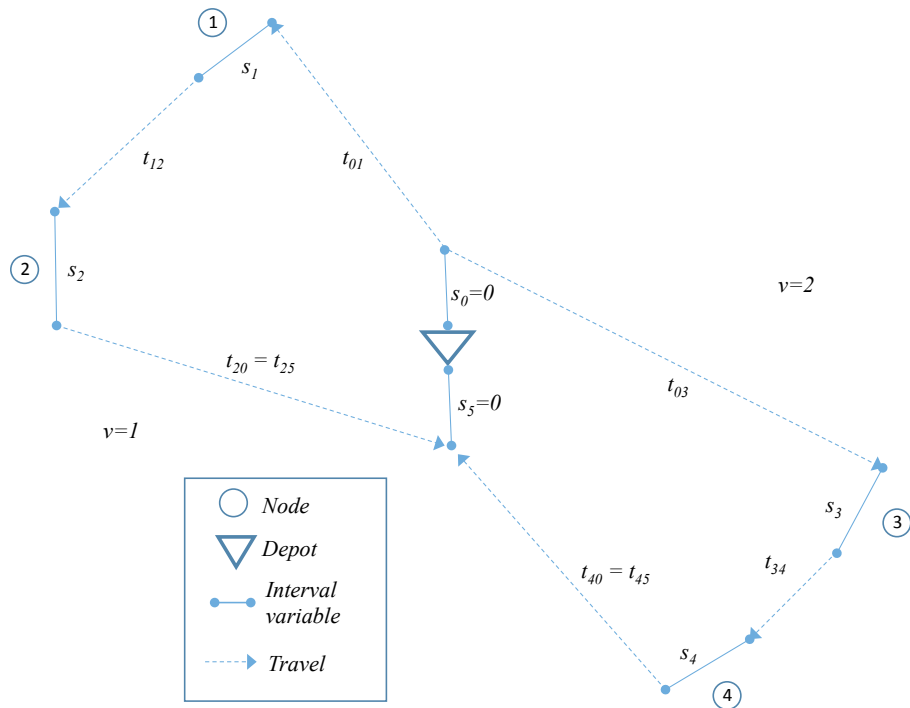


Figure 4: Creating tours (sequences) by interval variables

2.3 Customized branching strategy

Propagation (domain filtering) algorithms filter out the domain of each interval decision variable into a single value in order to identify a feasible solution. If there is a variable left with multiple values in

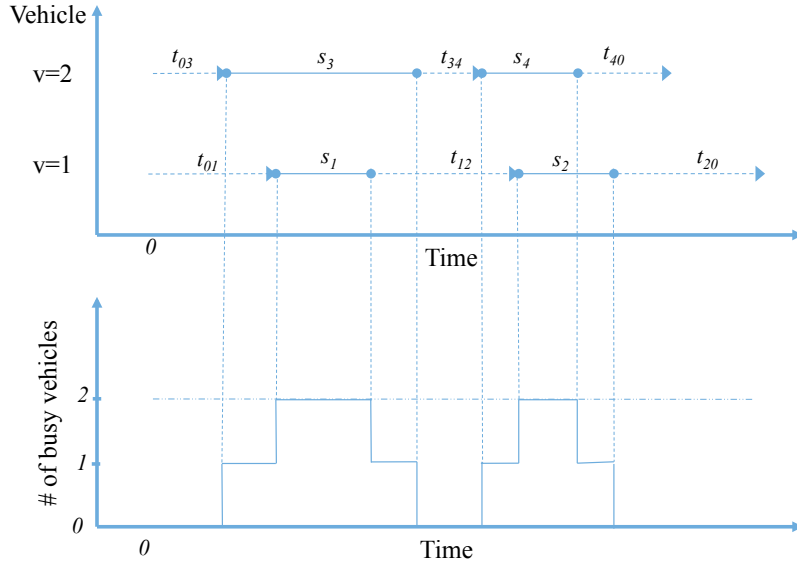


Figure 5: Reactions of *Cumulative* constraint (bottom) and *Pulse* function (bottom) to tours (top)

the domain after propagation algorithms, branching (value instantiation) takes place and the search continues. The most important factor in reaching a feasible solution within shorter computational time is to adopt an efficient branching strategy that exploits the benefits of problem structure(s) by selecting the best branching variable and value instantiation order. The CP Optimizer’s default search strategy works under the assumption that the current problem is infeasible or it is extremely hard to find a feasible solution [47]. This is referred to as the failure directed search (FDS) strategy. Thus, before a solution is found or infeasibility is reached, FDS explores the majority of the entire search space in order to prove infeasibility or optimality. However, we lack information regarding how the heuristics in the CP Optimizer’s library select the order of the interval variables to be fixed.

In addition to CP Optimizer’s default value instantiation order, we develop another customized method in which we first allow value instantiation on interval sequence variables, Q_v . That is, we first let CP Optimizer fix the sequence of interval variables (visits) on interval sequence variables (vehicles). Of course, this requires deciding which interval variables (visits) are present in the solution (are visited) as enforced by constraints (1). Then, we let CP decide the right start and end times from the domains of interval variables. In the next section, we observe the performance of this proposed technique over the default branching strategy that does not require an order in branching variable selection. This prioritization is made possible by CP Optimizer’s *IloSearchPhase* that allows the user to define the value instantiation order of the interval decision variables.

3 Computational Results

This section presents the computational study and its results. We first describe TOPTW benchmark instances. Next, we present and discuss computational results.

3.1 Experiments

The performance of the model was compared with state-of-the-art algorithms on the TOPTW test instances taken from <http://www.mech.kuleuven.be/en/cib/op>. The instances we consider from Righini and Salani [21], Montemanni and Gambardella [12], and Vansteenwegen et al.[16]. The TOPTW instances from Montemanni and Gambardella [12] were created by increasing the number of vehicles in the OPTW instances from Righini and redSalani [21]. Instances with 2, 3 and 4 vehicles are available. Among these instances, 56 were converted from the Solomon [13] VRPTW instances (sets c^*_100 , r^*_100 , rc^*_100 , c^*_200 , r^*_200 and rc^*_200). All of these instances have 100 nodes and we refer to them as the Solomon instances. Additionally, 20 of the test instances are converted from the Cordeau et al. [14] VRPTW instances (sets pr01-pr20) and contain between 48 and 288 nodes. We refer to these as the Cordeau instances. The instances provided in Vansteenwegen et al. [16] are also based on the Solomon and Cordeau instances. We refer to these as new instances, as in other TOPTW literature (e.g., [1, 16, 17]). For each of the new instances, the optimal solution is the sum of all profits; visiting all vertices is possible.

Distances between visit locations are rounded down to the first decimal for the Solomon instances and to the second decimal for the Cordeau instances (see [1, 11, 12, 14, 16, 17, 18, 21]). Because fractional distances create infinite domain ranges, it is impossible for propagation algorithms to identify a feasible solution in finite time. Thus, we multiply the rounded down distances in Solomon and Cordeau instances by 10 and 100, respectively. In order to have all parameters on the same scale, we also use these multipliers for service time and time window start and end times. Although this adjustment allows propagation algorithms to filter decision variable domains, it increases the number of possible values in the domains.

The model was implemented in C++, using IBM ILOG CP Optimizer 12.6 for its solution. All experiments were run on an Intel Xeon X7350 equipped with 2.93 GHz and 16 GB of RAM. The model terminates with the best feasible solution at the end of 30 minutes runtime unless an optimal solution is found earlier. redExcept where explicitly noted, all computational results reported in this study are obtained by using default branching rules with CP-TOPTW and a *RestartFailLimit* parameter

value of 100. This setting enforces that the CP search must be restarted once 100 failed branching attempts are reached. We tried several values for *RestartLimit* during our preliminary investigation phase. Based on our observations, large (>100) and small (<50) values for this search parameter increases the computational time dramatically. The values we tested between 50 and 100 did not result in any improvement on average % gap and number of best known solutions. On the other hand, *RestartLimit*=100 gave us better results in terms of these performance measures than the model with *RestartLimit*=50. Therefore, we use it for all problem instances except for two that resulted in significant improvements. The exceptions are pr01 with 1 vehicle and r202 with 2 vehicles, the results of which are obtained by setting *RestartLimit* to 50.

3.2 Results

The results of the proposed CP model for TOPTW are compared to the following state-of-the-art methods.

- ABC: artificial bee colony algorithm [19]
- I3CH: iterative three-component heuristic [18]
- GVNS: granular variable neighborhood search based on linear programming [1]
- SSA: slow version of the simulated annealing heuristic [17]
- VNS: variable neighbor search approach [11]
- ILS: iterated local search algorithm red [16]
- ACS: ant-colony system [12]

For each problem instance, we report CP results and existing results from the literature. Best-known results for the TOPTW benchmark instances presented in this study are taken from Hu and Lim [18] and Tae and Kim [20]. For ABC, I3CH, GVNS and ACS, the average objective value over 5 replicates is presented, as reported in the papers associated with those approaches. For VNS, the average objective value over 10 replicates for each instance is reported. For CP, no replications are required, so the results reported represent only a single objective value for each test instance.

Table 1 summarizes the results for the Solomon and Cordeau instances. The number of vehicles m varies from 1 to 4. The #INS column shows the number of test instances in a set. The Gap(%) column for each algorithm reports the average percentage gap between solutions produced by the algorithm and the best-known solutions. The number of best-known solutions found by each algorithm is given in the #BKS column. Among the algorithms, CP-TOPTW provides a competitive average gap of 2.09%

while I3CH offers the best performance on this metric with an average gap of 0.70%. CP-TOPTW obtains best-known solutions for 119 out of 304 instances whereas GVNS, ILS, ACS, VNS, and ABC can only find the best-known solutions for 61, 60, 74, 85 and 95 instances, respectively. However, I3CH and SSA find more best-known solutions than CP-TOPTW does.

There are 89 instances for which CP-TOPTW was able to prove the optimality of the solution obtained. Table 2 provides information regarding these instances. For each instance, the optimal solution value is given, along with the time required by CP-TOPTW to return the solution and prove its optimality. The average computation time of CP-TOPTW for the set of instances reported in Table 2 is only 121 seconds. Bold text is used in the table to indicate optimality results for two instances which were previously unknown in the literature. The objective values for instance pr01 with 1 vehicle and instance pr11 with 4 vehicles were known previously but their optimality was not. For these two new optimality results, the default branching strategy was used. The default *RestartFailLimit* parameter value of 100 was used for pr11 with 4 vehicles, while a value of 50 was used for pr01 with 1 vehicle. redCP-TOPTW discovers one new best-known solution. It is for instance r202 with 2 vehicles, and the objective value of the new solution is 1348. The solution is obtained using a customized branching rule and a *RestartFailLimit* parameter value of 50. CP-TOPTW improves upon the previously best-known solution for r202 by 0.07%.

Detailed results of all algorithms for the Solomon instances are given in Tables 3-6 for 1 through 4 vehicles, respectively. The first column provides the instance name and the second gives the best-known solution value, BKS. The additional columns provide the objective value (Profit) and percent gap to BKS for each instance and algorithm pair. Italicized text in the Profit column for CP-TOPTW indicates the solution was obtained using customized branching, while regular font indicates the solution was obtained using default branching. CP-TOPTW usually achieves a better average percentage gap than GVNS and ILS over all of these instances. I3CH, SSA and ABC are competitive in terms of finding the best-known solution for most of these instances. Although the CP-TOPTW has slightly worse average optimality gap than I3CH, it is able to find better profit values for some of these instances than I3CH, SSA and ABC.

The solution values of the Cordeau instances are given in Tables 7-10. As seen in Table 7, CP outperforms I3CH for Cordeau instances (sets pr01-pr20) when $m=1$ with an average gap of 1.35% and 3.78%. In contrast, the performance of CP on the Cordeau instances is not as competitive as I3CH when $m=2,3$, and 4 (see Tables 8-10). CP-TOPTW usually achieves a better average percentage

Table 1: Comparison of CP-TOPTW to state-of-the-art algorithms on Solomon and Cordeau TOPTW instances

Instance Set	#INS	CP - TOPTW		I3CH		GVNS		SSA		ILS		ACS		VNS		ABC	
		#BKS	Gap(%)	#BKS	Gap(%)	#BKS	Gap(%)	#BKS	Gap(%)	#BKS	Gap(%)	#BKS	Gap(%)	#BKS	Gap(%)	#BKS	Gap(%)
<i>m=1</i>																	
c100	9	6	1.11	9	0.00	5	1.22	9	0.00	6	1.11	9	0.00	7	0.11	8	0.06
r100	12	9	0.31	7	0.56	0	2.68	10	0.11	3	1.90	6	0.24	9	0.05	3	1.01
rc100	8	8	0.00	5	1.66	3	3.51	8	0.00	1	2.92	8	0.00	7	0.04	6	0.07
c200	8	4	0.66	5	0.40	0	1.11	7	0.13	0	2.28	3	0.21	3	0.21	3	0.53
r200	11	0	4.66	1	1.05	0	3.37	0	1.30	0	2.90	0	1.06	0	1.06	1	1.68
rc200	8	0	4.15	1	2.68	0	3.96	2	0.96	0	3.43	1	1.35	1	1.35	0	1.62
pr01-10	10	4	1.35	4	1.05	1	1.61	4	0.97	1	4.72	3	1.20	1	1.08	2	1.47
pr10-20	10	1	3.78	3	4.28	0	4.51	2	3.71	0	9.56	0	11.87	1	3.38	0	3.52
<i>m=2</i>																	
c100	9	9	0.00	9	0.00	5	0.72	9	0.00	4	0.94	6	0.28	3	0.27	7	0.09
r100	12	3	2.06	5	0.57	1	1.79	7	0.22	2	2.35	2	0.75	1	1.39	5	0.73
rc100	8	2	1.41	3	0.90	0	2.80	5	0.19	1	2.47	1	1.18	0	1.46	2	0.34
c200	8	5	0.25	3	0.68	0	0.58	1	1.18	0	2.54	0	1.81	1	0.86	1	1.04
r200	11	2	0.54	6	0.21	1	1.30	0	0.58	1	2.74	0	3.71	1	0.75	0	0.70
rc200	8	1	3.30	1	0.62	0	2.57	1	1.25	0	4.14	0	3.83	0	1.49	0	1.91
pr01-10	10	1	3.28	3	1.10	0	1.77	2	2.44	0	6.21	2	3.56	0	3.87	1	3.02
pr10-20	10	0	5.60	1	2.70	0	2.18	1	3.88	0	7.86	0	6.15	0	3.63	1	3.63
<i>m=3</i>																	
c100	9	4	0.70	8	0.11	0	0.95	7	0.33	0	2.55	4	0.79	1	0.73	5	0.51
r100	12	1	2.60	4	0.22	0	2.28	4	0.40	0	1.80	0	1.53	0	1.48	1	0.54
rc100	8	2	2.37	5	0.29	0	2.34	5	0.65	0	3.15	0	2.12	0	1.42	1	0.93
c200	8	8	0.00	8	0.00	4	0.19	1	1.24	2	1.93	1	1.63	7	0.01	3	0.84
r200	11	10	0.01	10	0.01	9	0.20	10	0.08	9	0.30	3	0.24	9	0.11	10	0.04
rc200	8	6	0.11	7	0.04	5	0.44	5	0.27	3	1.44	0	0.90	5	0.32	5	0.28
pr01-10	10	0	4.69	3	0.41	0	1.19	0	2.39	0	6.63	0	4.05	0	3.68	0	2.96
pr10-20	10	1	5.55	4	1.11	0	1.80	1	3.81	0	8.96	0	6.61	0	3.35	0	4.23
<i>m=4</i>																	
c100	9	1	1.14	7	0.20	0	1.72	5	0.65	0	3.21	0	1.53	0	1.34	4	0.51
r100	12	1	2.73	6	0.23	0	2.35	3	0.80	0	3.38	0	1.92	0	1.61	1	1.63
rc100	8	1	3.24	2	0.36	0	1.92	1	0.50	0	3.30	0	2.12	0	2.45	0	1.11
c200	8	8	0.00	8	0.00	8	0.00	8	0.00	8	0.00	7	0.07	8	0.00	8	0.00
r200	11	11	0.00	11	0.00	11	0.00	11	0.00	11	0.00	11	0.00	11	0.00	11	0.00
rc200	8	8	0.00	8	0.00	7	0.01	8	0.00	8	0.00	6	0.01	8	0.00	8	0.00
pr01-10	10	1	5.13	5	0.36	0	1.63	1	2.23	0	0.07	0	0.04	0	0.04	0	3.49
pr10-20	10	1	6.20	7	0.45	1	2.81	1	3.95	0	0.08	1	0.06	1	0.03	1	3.83
All	304	119	2.09	169	0.70	61	1.73	139	1.07	60	2.97	74	1.90	85	1.17	98	1.32

Table 2: Optimal solution values for Solomon and Cordeau TOPTW instances proved by CP-TOPTW

Instance Name	m	Optimal Solution	Time (s)	Instance Name	m	Optimal Solution	Time (s)	Instance Name	m	Optimal Solution	Time (s)
c101	1	320	1173.0	rc204	3	1724	4.7	rc207	4	1724	1.5
r101	1	198	23.9	rc206	3	1724	4.5	rc208	4	1724	1.0
r105	1	247	155.3	rc207	3	1724	11.0	c101	10	1810	2.2
rc101	1	219	50.7	rc208	3	1724	0.7	c102	10	1810	4.7
rc102	1	266	418.6	c201	4	1810	1.1	c103	10	1810	26.3
rc105	1	244	184.1	c202	4	1810	1.4	c104	10	1810	7.1
rc106	1	252	507.6	c203	4	1810	1.5	c105	10	1810	553.7
r208	2	1458	117.6	c204	4	1810	1.2	c106	10	1810	6.5
r208	2	1458	202.2	c205	4	1810	1.1	c107	10	1810	3.9
c201	3	1810	1.0	c206	4	1810	1.2	c108	10	1810	5.6
c202	3	1810	3.6	c207	4	1810	1.0	c109	10	1810	2.6
c203	3	1810	14.1	c208	4	1810	2.0	r104	10	1724	218.3
c204	3	1810	461.3	r201	4	1458	1.6	r111	10	1458	1074.1
c205	3	1810	1.7	r202	4	1458	1.5	rc103	11	1724	218.5
c206	3	1810	5.1	r203	4	1458	1.4	rc107	11	1724	768.6
c207	3	1810	1.3	r204	4	1458	1.1	r106	12	1458	638.4
c208	3	1810	1.3	r205	4	1458	1.7	r103	13	1458	125.9
r202	3	1458	111.5	r206	4	1458	1.6	r105	14	1458	222.9
r203	3	1458	6.2	r207	4	1458	2.0	rc101	14	1724	454.9
r204	3	1458	1.7	r208	4	1458	1.0	r102	17	1458	9.5
r205	3	1458	2.5	r209	4	1458	0.9	r101	19	1458	6.4
r205	3	1458	3.0	r210	4	1458	1.9	pr01	1	308	459.3
r206	3	1458	1.2	r211	4	1458	1.9	pr01	4	657	1.1
r207	3	1458	1.4	rc201	4	1724	3.2	pr11	4	657	0.9
r208	3	1458	1.2	rc202	4	1724	2.4	pr05	15	3351	147.7
r209	3	1458	1.2	rc203	4	1724	2.3	pr06	18	3671	703.3
r210	3	1458	1.6	rc204	4	1724	1.8	pr08	10	2006	1011.1
r211	3	1458	1.2	rc205	4	1724	1.8	pr09	15	2736	80.8
rc202	3	1724	441.4	rc205	4	1724	2.7	pr10	20	3850	34.5
rc203	3	1724	15.9	rc206	4	1724	1.6				

gap than ILS over all of these instances, except when $m=4$. It can be also observed that the average performance of CP on the Cordeau instances in terms of the average gap from the best-known solutions decreases when the number of vehicles increases. For example, the average gap of CP increases for instance sets pr01-pr10 from 1.35% to 3.28%, 4.69%, and 5.13% when the number of vehicles increases from 1 to 2, 3 and 4, respectively.

CP-TOPTW was also compared with state-of-the-art algorithms on the new instances. Recall it is known that the optimal solution for each of these instances is the sum of all possible profits. Table 11 compares the algorithms on these instances. In this table, the #INS column reports the number of test instances in the corresponding sets, the #OPT lists the number of optimal solutions and the Gap (%) column gives the average percentage gap from the optimal solution. On average, the gap between CP-TOPTW and the optimal solution is only 0.24%. For 48 out of 66 instances, CP-TOPTW is able to find the optimal solution whereas I3CH finds 55 optimal solutions with 0.14% optimality gap on average. For rc200 dataset instances, our model finds optimal solutions for all instances while the state-of-the-art algorithms included in the comparison obtain optimal results in 7 out of 8 instances. It can be concluded that CP-TOPTW outperforms GVNS, SSA, ILS and ABC in terms of the percentage gap

and the number of optimal solutions found while the performance of I3CH is slightly better than CP-TOPTW. However, a primary advantage of CP-TOPTW over I3CH or any other heuristic algorithm is that CP-TOPTW states whether the obtained solution is optimal whereas the heuristic algorithms cannot.

Finally, detailed results obtained by CP-TOPTW for the new instances with known optimal solutions are provided in Tables 12 and 13. Based on these results, CP-TOPTW performs better on Solomon instances than Cordeau instances in terms of solution quality. The average gaps of Cordeau and Solomon test instances are 0.89% and 0.24%, respectively. Furthermore, the solution quality of CP-TOPTW is better than that of GVNS, SSA, ILS, and ABC on Cordeau instances. It can also be seen that the solution quality of both CP-TOPTW and I3CH are very close to optimal solutions for Solomon instances although the average gap of I3CH is smaller than that of CP-TOPTW.

Table 3: Detailed results for Solomon instances with m=1

Instance BKS	CP		I3CH		GVNS		SSA		ILS		ABC		Instance BKS	CP		I3CH		GVNS		SSA		ILS		ABC			
	Profit	Gap(%)	Profit	Gap(%)	Profit	Gap(%)	Profit	Gap(%)	Profit	Gap(%)	Profit	Gap(%)		Profit	Gap(%)	Profit	Gap(%)	Profit	Gap(%)	Profit	Gap(%)	Profit	Gap(%)	Profit	Gap(%)		
c101	320	320	0.00	320	0.00	320	0.00	320	0.00	320	0.00	320	0.00	c201	870	870	0.00	870	0.00	850	2.30	870	0.00	840	3.45	870	0.00
c102	360	360	0.00	360	0.00	360	0.00	360	0.00	360	0.00	360	0.00	c202	930	930	0.00	930	0.00	916	1.51	930	0.00	910	2.15	930	0.00
c103	400	390	2.50	400	0.00	396	1.00	400	0.00	390	2.50	398	0.50	c203	960	960	0.00	960	0.00	956	0.42	960	0.00	940	2.08	958	0.21
c104	420	400	4.76	420	0.00	410	2.38	420	0.00	400	4.76	420	0.00	c204	980	960	2.04	970	1.02	966	1.43	970	1.02	950	3.06	966	1.43
c105	340	340	0.00	340	0.00	340	0.00	340	0.00	340	0.00	340	0.00	c205	910	910	0.00	900	1.10	898	1.32	910	0.00	900	1.10	900	1.10
c106	340	340	0.00	340	0.00	340	0.00	340	0.00	340	0.00	340	0.00	c206	930	920	1.08	920	1.08	922	0.86	930	0.00	910	2.15	928	0.22
c107	370	360	2.70	370	0.00	358	3.24	370	0.00	360	2.70	370	0.00	c207	930	920	1.08	930	0.00	928	0.22	930	0.00	910	2.15	918	1.29
c108	370	370	0.00	370	0.00	354	4.32	370	0.00	370	0.00	370	0.00	c208	950	940	1.05	950	0.00	942	0.84	950	0.00	930	2.11	950	0.00
c109	380	380	0.00	380	0.00	380	0.00	380	0.00	380	0.00	380	0.00														
r101	198	198	0.00	198	0.00	197	0.51	198	0.00	182	8.08	190	4.04	r201	797	792	0.63	789	1.00	775.6	2.69	794	0.38	788	1.13	787	1.25
r102	286	286	0.00	286	0.00	274.8	3.92	286	0.00	286	0.00	281.6	1.54	r202	930	872	6.24	930	0.00	881.4	5.23	914	1.72	880	5.38	895.8	3.68
r103	293	293	0.00	293	0.00	286	2.39	293	0.00	286	2.39	292	0.34	r203	1021	962	5.78	1020	0.10	992.2	2.82	997	2.35	980	4.02	1009	1.18
r104	303	303	0.00	298	1.65	298.6	1.45	303	0.00	297	1.98	299.6	1.12	r204	1086	1048	3.50	1073	1.20	1074	1.10	1058	2.58	1073	1.20	1070.4	1.44
r105	247	247	0.00	247	0.00	230.6	6.64	247	0.00	247	0.00	242.6	1.78	r205	953	892	6.40	946	0.73	905.8	4.95	946	0.73	931	2.31	953	0.00
r106	293	293	0.00	293	0.00	280.4	4.30	293	0.00	293	0.00	289	1.37	r206	1029	953	7.39	1021	0.78	966.6	6.06	1020	0.87	996	3.21	1018	1.07
r107	299	297	0.67	297	0.67	287.2	3.95	297	0.67	288	3.68	299	0.00	r207	1072	1012	5.60	1050	2.05	1022	4.66	1069	0.28	1038	3.17	1060.8	1.04
r108	308	306	0.65	306	0.65	301.4	2.14	306	0.65	297	3.57	308	0.00	r208	1112	1078	3.06	1092	1.80	1084	2.52	1079	2.97	1069	3.87	1084.6	2.46
r109	277	277	0.00	277	0.00	276.4	0.22	277	0.00	276	0.36	277	0.00	r209	950	926	2.53	948	0.21	926	2.53	945	0.53	926	2.53	934.6	1.62
r110	284	284	0.00	284	0.00	279.2	1.69	284	0.00	281	1.06	282.2	0.63	r210	987	939	4.86	982	0.51	961.4	2.59	973	1.42	958	2.94	965.4	2.19
r111	297	297	0.00	295	0.67	290.6	2.15	297	0.00	295	0.67	294	1.01	r211	1046	991	5.26	1013	3.15	1026	1.91	1041	0.48	1023	2.20	1019	2.58
r112	298	291	2.35	289	3.02	289.6	2.82	298	0.00	295	1.01	297	0.34														
rc101	219	219	0.00	219	0.00	219	0.00	219	0.00	219	0.00	219	0.00	rc201	795	785	1.26	795	0.00	784	1.38	795	0.00	780	1.89	784	1.38
rc102	266	266	0.00	266	0.00	246	7.52	266	0.00	259	2.63	266	0.00	rc202	936	905	3.31	924	1.28	890.6	4.85	930	0.64	882	5.77	926.8	0.98
rc103	266	266	0.00	266	0.00	253.2	4.81	266	0.00	265	0.38	266	0.00	rc203	1003	930	7.28	966	3.69	954.4	4.85	967	3.59	960	4.29	962.4	4.05
rc104	301	301	0.00	301	0.00	301	0.00	301	0.00	297	1.33	301	0.00	rc204	1140	1066	6.49	1093	4.12	1102	3.33	1140	0.00	1117	2.02	1109.2	2.70
rc105	244	244	0.00	244	0.00	227	6.97	244	0.00	221	9.43	244	0.00	rc205	859	812	5.47	847	1.40	843.8	1.77	854	0.58	840	2.21	852.3	0.78
rc106	252	252	0.00	250	0.79	252	0.00	252	0.00	239	5.16	251.4	0.24	rc206	895	874	2.35	863	3.58	866.6	3.17	885	1.12	860	3.91	890.2	0.54
rc107	277	277	0.00	274	1.08	261.2	5.70	277	0.00	274	1.08	276.2	0.29	rc207	983	952	3.15	957	2.64	911.4	7.28	977	0.61	926	5.80	977	0.61
rc108	298	298	0.00	264	11.41	288.8	3.09	298	0.00	288	3.36	298	0.00	rc208	1053	1012	3.89	1003	4.75	1000	5.03	1041	1.14	1037	1.52	1032.8	1.92
Avg		0.47		0.69		2.46		0.05		1.94		0.46	Avg		3.32		1.34		2.88		0.85		2.87		1.32		

Table 4: Detailed results for Solomon instances with m=2

Instance BKS	CP		I3CH		GVNS		SSA		ILS		ABC		Instance BKS	CP		I3CH		GVNS		SSA		ILS		ABC			
	Profit	Gap(%)	Profit	Gap(%)	Profit	Gap(%)	Profit	Gap(%)	Profit	Gap(%)	Profit	Gap(%)		Profit	Gap(%)	Profit	Gap(%)	Profit	Gap(%)	Profit	Gap(%)	Profit	Gap(%)	Profit	Gap(%)		
c101	590	590	0.00	590	0.00	590	0.00	590	0.00	590	0.00	590	0.00	c201	1460	1460	0.00	1450	0.68	1450	0.68	1450	0.68	1400	4.11	1450	0.68
c102	660	660	0.00	660	0.00	648	1.82	660	0.00	650	1.52	660	0.00	c202	1470	1470	0.00	1470	0.00	1464	0.41	1460	0.68	1430	2.72	1458	0.82
c103	720	720	0.00	720	0.00	704	2.22	720	0.00	700	2.78	716	0.56	c203	1480	1470	0.68	1470	0.68	1464	1.08	1450	2.03	1430	3.38	1450	2.03
c104	760	760	0.00	760	0.00	746	1.84	760	0.00	750	1.32	758	0.26	c204	1480	1480	0.00	1480	0.00	1472	0.54	1450	2.03	1460	1.35	1450	2.03
c105	640	640	0.00	640	0.00	640	0.00	640	0.00	640	0.00	640	0.00	c205	1470	1470	0.00	1450	1.36	1466	0.27	1470	0.00	1450	1.36	1470	0.00
c106	620	620	0.00	620	0.00	620	0.00	620	0.00	620	0.00	620	0.00	c206	1480	1480	0.00	1480	0.00	1472	0.54	1460	1.35	1440	2.70	1470	0.68
c107	670	670	0.00	670	0.00	670	0.00	670	0.00	670	0.00	670	0.00	c207	1490	1480	0.67	1470	1.34	1484	0.40	1480	0.67	1450	2.68	1477	0.87
c108	680	680	0.00	680	0.00	680	0.00	680	0.00	670	1.47	680	0.00	c208	1490	1480	0.67	1470	1.34	1480	0.67	1460	2.01	1460	2.01	1472	1.21
c109	720	720	0.00	720	0.00	716	0.56	720	0.00	710	1.39	720	0.00														
r101	349	349	0.00	349	0.00	349	0.00	349	0.00	330	5.44	342.8	1.78	r201	1254	1246	0.64	1254	0.00	1225.8	2.25	1242	0.96	1231	1.83	1231.2	1.82
r102	508	470	7.48	508	0.00	492.8	2.99	508	0.00	508	0.00	508	0.00	r202	1347	1348	-0.07	1344	0.22	1306.2	3.03	1334	0.97	1270	5.72	1341.6	0.40
r103	522	515	1.34	519	0.57	506.6	2.95	519	0.57	513	1.72	517.2	0.92	r203	1416	1413	0.21	1416	0.00	1392.6	1.65	1414	0.14	1377	2.75	1410	0.42
r104	552	537	2.72	549	0.54	539.2	2.32	548	0.72	539	2.36	549	0.54	r204	1458	1452	0.41	1458	0.00	1452.6	0.37	1447	0.75	1440	1.23	1453.4	0.32
r105	453	453	0.00	447	1.32	442.6	2.30	453	0.00	430	5.08	448	1.10	r205	1380	1371	0.65	1380	0.00	1351.6	2.06	1363	1.23	1338	3.04	1365.8	1.03
r106	529	529	0.00	529	0.00	524.4	0.87	529	0.00	529	0.00	529	0.00	r206	1440	1433	0.49	1427	0.90	1429.8	0.71	1430	0.69	1401	2.71	1426.8	0.92
r107	538	537	0.19	533	0.93	522.2	2.94	532	1.12	529	1.67	518.8	3.57	r207	1458	1443	1.03	1458	0.00	1449.8	0.56	1452	0.41	1428	2.06	1448.4	0.66
r108	560	558	0.36	550	1.79	545.6	2.57	558	0.36	549	1.96	556	0.71	r208	1458	1458	0.00	1458	0.00	1458	0.00	1457	0.07	1458	0.00	1457.8	0.01
r109	506	505	0.20	506	0.00	501.6	0.87	506	0.00	498	1.58	502.8	0.63	r209	1405	1391	1.00	1404	0.07	1389.6	1.10	1404	0.07	1345	4.27	1390.2	1.05
r110	525	500	4.76	525	0.00	523	0.38	525	0.00	515	1.90	525	0.00	r210	1423	1407	1.12	1415	0.56	1391	2.25	1414	0.63	1365	4.08	1414.2	0.62
r111	544	520	4.41	542	0.37	530.6	2.46	544	0.00	535	1.65	544	0.00	r211	1458	1451	0.48	1450	0.55	1452.6	0.37	1451	0.48	1422	2.47	1451.2	0.47
r112	544	526	3.31	534	1.84	536.6	1.36	542	0.37	515	5.33	544	0.00														
rc101	427	427	0.00	427	0.00	420.6	1.50	427	0.00	427	0.00	425.8	0.28	rc201	1384	1310	5.35	1384	0.00	1359.6	1.76	1377	0.51	1305	5.71	1373.2	0.78
rc102	505	504	0.20	505	0.00	485.4	3.88	505	0.00	494	2.18	505	0.00	rc202	1509	1494	0.99	1500	0.60	1465	2.92	1499	0.66	1461	3.18	1472.6	2.41
rc103	524	505	3.63	519	0.95	502	4.20	523	0.19	519	0.95	523	0.19	rc203	1632	1534	6.00	1627	0.31	1561.6	4.31	1576	3.43	1573	3.62	1593.6	2.35
rc104	575	575	0.00	556	3.30	554.8	3.51	575	0.00	565	1.74	572.8	0.38	rc204	1716	1660	3.26	1704	0.70	1699.2	0.98	1674	2.45	1656	3.50	1682	1.98
rc105	480	465	3.13	480	0.00	456.8	4.83	480	0.00	459	4.38	475.2	1.00	rc205	1458	1458	0.00	1452	0.41	1396	4.25	1458	0.00	1381	5.28	1446	0.82
rc106	483	480	0.62	481	0.41	480.4	0.54	483	0.00	458	5.18	483	0.00	rc206	1546	1469	4.98	1525	1.36	1507.4	2.50	1528	1.16	1495	3.30	1503.8	2.73
rc107	534	524	1.87	529	0.94	524	1.87	529	0.94	515	3.56	531.4	0.49	rc207	1587	1547	2.52	1582	0.32	1546.6	2.55	1574	0.82	1531	3.53	1561.8	1.59
rc108	556	546	1.80	547	1.62	544.6	2.05	554	0.36	546	1.80	554	0.36	rc208	1691	1636	3.25	1669	1.30	1669.6	1.27	1675	0.95	1606	5.03	1647.4	2.58
Avg		1.24		0.50		1.75		0.16		1.96		0.44	Avg			1.27		0.47		1.46		0.96		3.10		1.16	

Table 5: Detailed results for Solomon instances with m=3

Instance BKS	CP		I3CH		GVNS		SSA		ILS		ABC		Instance BKS	CP		I3CH		GVNS		SSA		ILS		ABC					
	Profit	Gap(%)	Profit	Gap(%)	Profit	Gap(%)	Profit	Gap(%)	Profit	Gap(%)	Profit	Gap(%)		Profit	Gap(%)	Profit	Gap(%)	Profit	Gap(%)	Profit	Gap(%)	Profit	Gap(%)	Profit	Gap(%)				
c101	810	810	0.00	810	0.00	808	0.25	810	0.00	790	2.47	810	0.00	c201	1810	1810	0.00	1810	0.00	1800	0.55	1800	0.55	1750	3.31	1808	0.11		
c102	920	920	0.00	920	0.00	916	0.43	920	0.00	890	3.26	920	0.00	c202	1810	1810	0.00	1810	0.00	1806	0.22	1790	1.10	1750	3.31	1792	0.99		
c103	990	970	2.02	990	0.00	964	2.63	980	1.01	960	3.03	976	1.41	c203	1810	1810	0.00	1810	0.00	1804	0.33	1770	2.21	1760	2.76	1766	2.43		
c104	1030	1020	0.97	1030	0.00	1012	1.75	1010	1.94	1010	1.94	1008	2.14	c204	1810	1810	0.00	1810	0.00	1802	0.44	1750	3.31	1780	1.66	1758	2.87		
c105	870	860	1.15	870	0.00	864	0.69	870	0.00	840	3.45	868	0.23	c205	1810	1810	0.00	1810	0.00	1810	0.00	1810	0.00	1770	2.21	1804	0.33		
c106	870	870	0.00	870	0.00	866	0.46	870	0.00	840	3.45	870	0.00	c206	1810	1810	0.00	1810	0.00	1810	0.00	1780	1.66	1770	2.21	1810	0.00		
c107	910	900	1.10	910	0.00	906	0.44	910	0.00	900	1.10	910	0.00	c207	1810	1810	0.00	1810	0.00	1810	0.00	1800	0.55	1810	0.00	1810	0.00		
c108	920	920	0.00	920	0.00	914	0.65	920	0.00	900	2.17	920	0.00	c208	1810	1810	0.00	1810	0.00	1810	0.00	1800	0.55	1810	0.00	1810	0.00		
c109	970	960	1.03	960	1.03	958	1.24	970	0.00	950	2.06	962	0.82																
r101	484	484	0.00	481	0.62	477.4	1.36	484	0.00	481	0.62	477.2	1.40	r201	1441	1440	0.07	1439	0.14	1416.4	1.71	1429	0.83	1408	2.29	1434.8	0.43		
r102	694	662	4.61	691	0.43	674.2	2.85	694	0.00	685	1.30	690.6	0.49	r202	1458	1458	0.00	1458	0.00	1450.2	0.53	1458	0.00	1443	1.03	1458	0.00		
r103	747	716	4.15	740	0.94	724.4	3.03	736	1.47	720	3.61	746	0.13	r203	1458	1458	0.00	1458	0.00	1458	0.00	1458	0.00	1458	0.00	1458	0.00		
r104	778	754	3.08	777	0.13	762	2.06	777	0.13	765	1.67	777	0.13	r204	1458	1458	0.00	1458	0.00	1458	0.00	1458	0.00	1458	0.00	1458	0.00		
r105	620	615	0.81	619	0.16	612.4	1.23	619	0.16	609	1.77	619.3	0.11	r205	1458	1458	0.00	1458	0.00	1458	0.00	1458	0.00	1458	0.00	1458	0.00		
r106	729	716	1.78	729	0.00	713.4	2.14	729	0.00	719	1.37	725.8	0.44	r206	1458	1458	0.00	1458	0.00	1458	0.00	1458	0.00	1458	0.00	1458	0.00		
r107	760	739	2.76	759	0.13	755	0.66	759	0.13	747	1.71	760	0.00	r207	1458	1458	0.00	1458	0.00	1458	0.00	1458	0.00	1458	0.00	1458	0.00		
r108	797	771	3.26	797	0.00	770.4	3.34	789	1.00	790	0.88	785.8	1.41	r208	1458	1458	0.00	1458	0.00	1458	0.00	1458	0.00	1458	0.00	1458	0.00		
r109	710	691	2.68	710	0.00	699.6	1.46	702	1.13	699	1.55	704	0.85	r209	1458	1458	0.00	1458	0.00	1458	0.00	1458	0.00	1458	0.00	1458	0.00		
r110	737	720	2.31	736	0.14	716.2	2.82	734	0.41	711	3.53	734	0.41	r210	1458	1458	0.00	1458	0.00	1458	0.00	1458	0.00	1458	0.00	1458	0.00		
r111	774	756	2.33	773	0.13	749.4	3.18	771	0.39	764	1.29	771	0.39	r211	1458	1458	0.00	1458	0.00	1458	0.00	1458	0.00	1458	0.00	1458	0.00		
r112	776	749	3.48	776	0.00	751	3.22	776	0.00	758	2.32	770.8	0.67																
rc101	621	621	0.00	621	0.00	602.4	3.00	621	0.00	604	2.74	617.4	0.58	rc201	1698	1693	0.29	1693	0.29	1676	1.30	1681	1.00	1625	4.30	1681	1.00		
rc102	714	703	1.54	714	0.00	692	3.08	710	0.56	698	2.24	710.3	0.52	rc202	1724	1724	0.00	1724	0.00	1702.8	1.23	1714	0.58	1686	2.20	1717.4	0.38		
rc103	764	702	8.12	764	0.00	741.2	2.98	764	0.00	747	2.23	748.6	2.02	rc203	1724	1724	0.00	1724	0.00	1724	0.00	1724	0.00	1724	0.00	1724	0.00		
rc104	835	835	0.00	834	0.12	826	1.08	814	2.51	822	1.56	828	0.84	rc204	1724	1724	0.00	1724	0.00	1724	0.00	1724	0.00	1724	0.00	1724	0.00		
rc105	682	666	2.35	682	0.00	670.2	1.73	682	0.00	654	4.11	682	0.00	rc205	1719	1709	0.58	1719	0.00	1702.2	0.98	1709	0.58	1659	3.49	1704.8	0.83		
rc106	706	693	1.84	706	0.00	692.6	1.90	706	0.00	678	3.97	696.4	1.36	rc206	1724	1724	0.00	1724	0.00	1724	0.00	1724	0.00	1708	0.93	1724	0.00		
rc107	773	759	1.81	762	1.42	756.4	2.15	773	0.00	745	3.62	769.8	0.41	rc207	1724	1724	0.00	1724	0.00	1724	0.00	1724	0.00	1713	0.64	1724	0.00		
rc108	795	769	3.27	789	0.75	773	2.77	778	2.14	757	4.78	781.2	1.74	rc208	1724	1724	0.00	1724	0.00	1724	0.00	1724	0.00	1724	0.00	1724	0.00		
Avg			1.95			0.21		1.88		0.45		2.41		0.64	Avg			0.04		0.02			0.27		0.48		1.12		0.35

Table 6: Detailed results for Solomon instances with m=4

Instance BKS	CP		I3CH		GVNS		SSA		ILS		ABC		Instance BKS	CP		I3CH		GVNS		SSA		ILS		ABC							
	Profit	Gap(%)	Profit	Gap(%)	Profit	Gap(%)	Profit	Gap(%)	Profit	Gap(%)	Profit	Gap(%)		Profit	Gap(%)	Profit	Gap(%)	Profit	Gap(%)	Profit	Gap(%)	Profit	Gap(%)	Profit	Gap(%)						
c101	1020	1020	0.00		1020	0.00	1014	0.59	1020	0.00	1000	1.96	1020	0.00	c201	1810	1810	0.00		1810	0.00	1810	0.00	1810	0.00	1810	0.00	1810	0.00	1810	0.00
c102	1150	1140	0.87		1150	0.00	1132	1.57	1150	0.00	1090	5.22	1150	0.00	c202	1810	1810	0.00		1810	0.00	1810	0.00	1810	0.00	1810	0.00	1810	0.00	1810	0.00
c103	1210	1180	2.48		1210	0.00	1178	2.64	1190	1.65	1150	4.96	1208	0.17	c203	1810	1810	0.00		1810	0.00	1810	0.00	1810	0.00	1810	0.00	1810	0.00	1810	0.00
c104	1260	1240	1.59		1260	0.00	1226	2.70	1230	2.38	1220	3.17	1240	1.59	c204	1810	1810	0.00		1810	0.00	1810	0.00	1810	0.00	1810	0.00	1810	0.00	1810	0.00
c105	1070	1060	0.93		1060	0.93	1060	0.93	1060	0.93	1030	3.74	1060	0.93	c205	1810	1810	0.00		1810	0.00	1810	0.00	1810	0.00	1810	0.00	1810	0.00	1810	0.00
c106	1080	1070	0.93		1080	0.00	1052	2.59	1080	0.00	1040	3.70	1080	0.00	c206	1810	1810	0.00		1810	0.00	1810	0.00	1810	0.00	1810	0.00	1810	0.00	1810	0.00
c107	1120	1110	0.89		1120	0.00	1112	0.71	1120	0.00	1100	1.79	1120	0.00	c207	1810	1810	0.00		1810	0.00	1810	0.00	1810	0.00	1810	0.00	1810	0.00	1810	0.00
c108	1140	1120	1.75		1130	0.88	1116	2.11	1130	0.88	1100	3.51	1126	1.23	c208	1810	1810	0.00		1810	0.00	1810	0.00	1810	0.00	1810	0.00	1810	0.00	1810	0.00
c109	1190	1180	0.84		1190	0.00	1170	1.68	1190	0.00	1180	0.84	1182	0.67																	
r101	611	606	0.82		608	0.49	607	0.65	611	0.00	601	1.64	603.6	1.21	r201	1458	1458	0.00		1458	0.00	1458	0.00	1458	0.00	1458	0.00	1458	0.00	1458	0.00
r102	843	843	0.00		837	0.71	814.6	3.37	843	0.00	807	4.27	828	1.78	r202	1458	1458	0.00		1458	0.00	1458	0.00	1458	0.00	1458	0.00	1458	0.00	1458	0.00
r103	928	914	1.51		928	0.00	902	2.80	926	0.22	878	5.39	920.2	0.84	r203	1458	1458	0.00		1458	0.00	1458	0.00	1458	0.00	1458	0.00	1458	0.00	1458	0.00
r104	975	951	2.46		969	0.62	939	3.69	964	1.13	941	3.49	961	1.44	r204	1458	1458	0.00		1458	0.00	1458	0.00	1458	0.00	1458	0.00	1458	0.00	1458	0.00
r105	778	767	1.41		778	0.00	770.6	0.95	771	0.90	735	5.53	753.8	3.11	r205	1458	1458	0.00		1458	0.00	1458	0.00	1458	0.00	1458	0.00	1458	0.00	1458	0.00
r106	906	868	4.19		906	0.00	878.2	3.07	905	0.11	870	3.97	897.6	0.93	r206	1458	1458	0.00		1458	0.00	1458	0.00	1458	0.00	1458	0.00	1458	0.00	1458	0.00
r107	950	899	5.37		950	0.00	932.8	1.81	942	0.84	927	2.42	937.2	1.35	r207	1458	1458	0.00		1458	0.00	1458	0.00	1458	0.00	1458	0.00	1458	0.00	1458	0.00
r108	995	964	3.12		994	0.10	958.6	3.66	977	1.81	982	1.31	967	2.81	r208	1458	1458	0.00		1458	0.00	1458	0.00	1458	0.00	1458	0.00	1458	0.00	1458	0.00
r109	885	837	5.42		885	0.00	869.4	1.76	885	0.00	866	2.15	885	0.00	r209	1458	1458	0.00		1458	0.00	1458	0.00	1458	0.00	1458	0.00	1458	0.00	1458	0.00
r110	915	898	1.86		915	0.00	893.2	2.38	893	2.40	870	4.92	889	2.84	r210	1458	1458	0.00		1458	0.00	1458	0.00	1458	0.00	1458	0.00	1458	0.00	1458	0.00
r111	953	908	4.72		952	0.10	937.4	1.64	948	0.52	935	1.89	948	0.52	r211	1458	1458	0.00		1458	0.00	1458	0.00	1458	0.00	1458	0.00	1458	0.00	1458	0.00
r112	974	956	1.85		967	0.72	950.4	2.42	958	1.64	939	3.59	948	2.67																	
rc101	811	811	0.00		808	0.37	797.6	1.65	808	0.37	794	2.10	802.6	1.04	rc201	1724	1724	0.00		1724	0.00	1723	0.06	1724	0.00	1724	0.00	1724	0.00	1724	0.00
rc102	909	906	0.33		899	1.10	887	2.42	902	0.77	881	3.08	902	0.77	rc202	1724	1724	0.00		1724	0.00	1724	0.00	1724	0.00	1724	0.00	1724	0.00	1724	0.00
rc103	975	896	8.10		974	0.10	948.4	2.73	970	0.51	947	2.87	950	2.56	rc203	1724	1724	0.00		1724	0.00	1724	0.00	1724	0.00	1724	0.00	1724	0.00	1724	0.00
rc104	1065	1017	4.51		1064	0.09	1036	2.72	1059	0.56	1019	4.32	1059	0.56	rc204	1724	1724	0.00		1724	0.00	1724	0.00	1724	0.00	1724	0.00	1724	0.00	1724	0.00
rc105	875	867	0.91		875	0.00	866	1.03	875	0.00	841	3.89	861.8	1.51	rc205	1724	1724	0.00		1724	0.00	1724	0.00	1724	0.00	1724	0.00	1724	0.00	1724	0.00
rc106	909	826	9.13		909	0.00	896.2	1.41	901	0.88	874	3.85	897.4	1.28	rc206	1724	1724	0.00		1724	0.00	1724	0.00	1724	0.00	1724	0.00	1724	0.00	1724	0.00
rc107	987	980	0.71		980	0.71	963	2.43	980	0.71	951	3.65	977.2	0.99	rc207	1724	1724	0.00		1724	0.00	1724	0.00	1724	0.00	1724	0.00	1724	0.00	1724	0.00
rc108	1025	1002	2.24		1020	0.49	1015	0.98	1023	0.20	998	2.63	1023	0.20	rc208	1724	1724	0.00		1724	0.00	1724	0.00	1724	0.00	1724	0.00	1724	0.00	1724	0.00
Avg			2.38			0.26		2.04			0.67		3.30		1.14	Avg			0.00			0.00		0.00		0.00		0.00		0.00	

Table 7: Detailed results for Cordeau instances with m=1

Instance BKS	CP		I3CH		GVNS		SSA		ILS		ABC		Instance BKS	CP		I3CH		GVNS		SSA		ILS		ABC			
	Profit Gap (%)	Profit Gap (%)	Profit Gap (%)	Profit Gap (%)	Profit Gap (%)	Profit Gap (%)	Profit Gap (%)	Profit Gap (%)	Profit Gap (%)	Profit Gap (%)	Profit Gap (%)	Profit Gap (%)		Profit Gap (%)	Profit Gap (%)	Profit Gap (%)	Profit Gap (%)	Profit Gap (%)	Profit Gap (%)	Profit Gap (%)	Profit Gap (%)	Profit Gap (%)	Profit Gap (%)	Profit Gap (%)	Profit Gap (%)		
pr01	308	308	0.00	307.2	0.26	305	0.97	305	0.97	304	1.30	307	0.32	pr11	353	351	0.57	329	6.80	353	0.00	351	0.57	330	6.52	350.6	0.68
pr02	404	404	0.00	403.6	0.10	394	2.48	404	0.00	385	4.70	391.2	3.17	pr12	442	440	0.45	435	1.58	433	2.04	430	2.71	431	2.49	432	2.26
pr03	394	388	1.52	388	1.52	394	0.00	394	0.00	384	2.54	394	0.00	pr13	466	458	1.72	452.4	2.92	466	0.00	452	3.00	450	3.43	458.1	1.70
pr04	489	475	2.86	475.4	2.78	489	0.00	489	0.00	447	8.59	486	0.61	pr14	567	543	4.23	540.6	4.66	521	8.11	540	4.76	482	14.99	560.1	1.22
pr05	595	591	0.67	578	2.86	594	0.17	589	1.01	576	3.19	586.8	1.38	pr15	707	649	8.20	656.6	7.13	707	0.00	666	5.80	638	9.76	666.4	5.74
pr06	590	586	0.68	584.2	0.98	590	0.00	575	2.54	538	8.81	573.6	2.78	pr16	674	588	12.76	643.4	4.54	619	8.16	616	8.61	559	17.06	613.4	8.99
pr07	298	288	3.36	297	0.34	298	0.00	298	0.00	291	2.35	298	0.00	pr17	362	362	0.00	345.6	4.53	360	0.55	362	0.00	346	4.42	359	0.83
pr08	463	463	0.00	463	0.00	454	1.94	462	0.22	463	0.00	462	0.22	pr18	539	535	0.74	530.8	1.52	497	7.79	539	0.00	479	11.13	535	0.74
pr09	493	493	0.00	482	2.23	490	0.61	482	2.23	461	6.49	481.8	2.27	pr19	562	543	3.38	507.8	9.64	538	4.27	531	5.52	499	11.21	541	3.74
pr10	594	568	4.38	564.4	4.98	568	4.38	578	2.69	539	9.26	570.4	3.97	pr20	667	629	5.70	655	1.80	588	11.84	626	6.15	570	14.54	604.8	9.33
Avg			1.35		1.61		1.05		0.97		4.72		1.47	Avg			3.78		4.51		4.28		3.71		9.56		3.52

Table 8: Detailed results for Cordeau instances with m=2

Instance BKS	CP		I3CH		GVNS		SSA		ILS		ABC		Instance BKS	CP		I3CH		GVNS		SSA		ILS		ABC			
	Profit Gap (%)	Profit Gap (%)	Profit Gap (%)	Profit Gap (%)	Profit Gap (%)	Profit Gap (%)	Profit Gap (%)	Profit Gap (%)	Profit Gap (%)	Profit Gap (%)	Profit Gap (%)	Profit Gap (%)		Profit Gap (%)	Profit Gap (%)	Profit Gap (%)	Profit Gap (%)	Profit Gap (%)	Profit Gap (%)	Profit Gap (%)	Profit Gap (%)	Profit Gap (%)	Profit Gap (%)	Profit Gap (%)	Profit Gap (%)		
pr01	502	502	0.00	495	1.39	502	0.00	502	0.00	471	6.18	502	0.00	pr11	566	559	1.24	539.4	4.70	559	1.24	566	0.00	542	4.24	558.2	1.38
pr02	715	699	2.24	706.4	1.20	714	0.14	712	0.42	660	7.69	704.6	1.45	pr12	774	750	3.10	750.8	3.00	768	0.78	759	1.94	727	6.07	754.8	2.48
pr03	742	736	0.81	718.4	3.18	731	1.48	741	0.13	714	3.77	738.4	0.49	pr13	832	803	3.49	827	0.60	832	0.00	825	0.84	757	9.01	831	0.12
pr04	924	856	7.36	903.8	2.19	917	0.76	905	2.06	863	6.60	905	2.06	pr14	1017	955	6.10	999	1.77	978	3.83	922	9.34	925	9.05	939.8	7.59
pr05	1101	1036	5.90	1073.6	2.49	1101	0.00	1053	4.36	1011	8.17	1045	5.09	pr15	1219	1120	8.12	1210.4	0.71	1205	1.15	1155	5.25	1126	7.63	1145.4	6.04
pr06	1076	1014	5.76	1070.2	0.54	1040	3.35	1022	5.02	997	7.34	1009.8	6.15	pr16	1231	1093	11.21	1217.8	1.07	1124	8.69	1094	11.13	1110	9.83	1106.4	10.12
pr07	566	561	0.88	557.8	1.45	566	0.00	566	0.00	552	2.47	559.2	1.20	pr17	652	628	3.68	626	3.99	639	1.99	643	1.38	624	4.29	652	0.00
pr08	834	810	2.88	824.4	1.15	824	1.20	822	1.44	796	4.56	806.6	3.29	pr18	938	910	2.99	914.4	2.52	937	0.11	929	0.96	877	6.50	929	0.96
pr09	909	887	2.42	883.4	2.82	878	3.41	854	6.05	867	4.62	859.2	5.48	pr19	1034	967	6.48	1004.4	2.86	1003	3.00	1017	1.64	955	7.64	1004.2	2.88
pr10	1124	1073	4.54	1109	1.33	1117	0.62	1069	4.89	1004	10.68	1067.4	5.04	pr20	1232	1114	9.58	1224.4	0.62	1155	6.25	1154	6.33	1056	14.29	1173.3	4.76
Avg			3.28		1.77		1.10		2.44		6.21		3.02	Avg			5.60		2.18		2.70		3.88		7.86		3.63

Table 9: Detailed results for Cordeau instances with m=3

Instance BKS	CP		I3CH		GVNS		SSA		ILS		ABC		Instance BKS	CP		I3CH		GVNS		SSA		ILS		ABC			
	Profit Gap (%)	Profit Gap (%)	Profit Gap (%)	Profit Gap (%)	Profit Gap (%)	Profit Gap (%)	Profit Gap (%)	Profit Gap (%)	Profit Gap (%)	Profit Gap (%)	Profit Gap (%)	Profit Gap (%)		Profit Gap (%)	Profit Gap (%)	Profit Gap (%)	Profit Gap (%)	Profit Gap (%)	Profit Gap (%)	Profit Gap (%)	Profit Gap (%)	Profit Gap (%)	Profit Gap (%)	Profit Gap (%)	Profit Gap (%)		
pr01	622	<i>611</i>	1.77	608.4	2.19	622	0.00	614	1.29	598	3.86	617.4	0.74	pr11	654	654	0.00	647	1.07	654	0.00	654	0.00	632	3.36	652.2	0.28
pr02	942	<i>925</i>	1.80	937.8	0.45	936	0.64	939	0.32	899	4.56	930.9	1.18	pr12	<i>1002</i>	971	3.09	975.2	2.67	997	0.50	967	3.49	902	9.98	966	3.59
pr03	1010	<i>998</i>	1.19	997.4	1.25	1010	0.00	989	2.08	946	6.34	985.4	2.44	pr13	1145	1080	5.68	1102.2	3.74	1145	0.00	1139	0.52	1046	8.65	1111	2.97
pr04	1294	1197	7.50	1279.6	1.11	1286	0.62	1253	3.17	1195	7.65	1256	2.94	pr14	<i>1372</i>	1299	5.32	1357.4	1.06	1315	4.15	1289	6.05	1197	12.76	1279.4	6.75
pr05	1482	<i>1423</i>	3.98	1464	1.21	1481	0.07	1431	3.44	1356	8.50	1429.8	3.52	pr15	1654	1508	8.83	1594.2	3.62	1654	0.00	1550	6.29	1488	10.04	1588.4	3.97
pr06	1514	1373	9.31	1499.4	0.96	1501	0.86	1469	2.97	1376	9.11	1449	4.29	pr16	1668	1521	8.81	1654.6	0.80	1609	3.54	1530	8.27	1516	9.11	1521.2	8.80
pr07	744	<i>737</i>	0.94	736.6	0.99	738	0.81	742	0.27	713	4.17	738.2	0.78	pr17	841	837	0.48	822.4	2.21	841	0.00	838	0.36	808	3.92	826.6	1.71
pr08	1139	<i>1106</i>	2.90	1122.6	1.44	1139	0.00	1131	0.70	1082	5.00	1130.2	0.77	pr18	1281	1248	2.58	1270.8	0.80	1276	0.39	1262	1.48	1165	9.06	1241.2	3.11
pr09	1282	<i>1171</i>	8.66	1260.6	1.67	1272	0.78	1236	3.59	1144	10.76	1208.2	5.76	pr19	<i>1417</i>	1270	10.37	1393.6	1.65	1403	0.99	1329	6.21	1238	12.63	1340.2	5.42
pr10	1573	1434	8.84	1563.4	0.61	1567	0.38	1477	6.10	1473	6.36	1460.6	7.15	pr20	<i>1684</i>	1510	10.33	1677.6	0.38	1658	1.54	1593	5.40	1514	10.10	1587.8	5.71
Avg			4.69		1.19		0.41		2.39		6.63		2.96	Avg			5.55		1.80		1.11		3.81		8.96		4.23

Table 10: Detailed results for Cordeau instances with m=4

Instance BKS	CP		I3CH		GVNS		SSA		ILS		ABC		Instance BKS	CP		I3CH		GVNS		SSA		ILS		ABC			
	Profit Gap (%)	Profit Gap (%)	Profit Gap (%)	Profit Gap (%)	Profit Gap (%)	Profit Gap (%)	Profit Gap (%)	Profit Gap (%)	Profit Gap (%)	Profit Gap (%)	Profit Gap (%)	Profit Gap (%)		Profit Gap (%)	Profit Gap (%)	Profit Gap (%)	Profit Gap (%)	Profit Gap (%)	Profit Gap (%)	Profit Gap (%)	Profit Gap (%)	Profit Gap (%)	Profit Gap (%)	Profit Gap (%)	Profit Gap (%)		
pr01	657	657	0.00	655.8	0.18	657	0.00	657	0.00	644	0.02	655.8	0.18	pr11	657	657	0.00	657	0.00	657	0.00	657	0.00	654	0.00	657	0.00
pr02	1079	1063	1.48	1064.2	1.37	1073	0.56	1069	0.93	1014	0.06	1053.6	2.35	pr12	1132	<i>1090</i>	3.71	1110.2	1.93	1120	1.06	1116	1.41	1041	0.08	1130.1	0.17
pr03	1232	1198	2.76	1209.6	1.82	1232	0.00	1201	2.52	1162	0.06	1198.4	2.73	pr13	1386	1279	7.72	1324.8	4.42	1386	0.00	1355	2.24	1263	0.09	1332.4	3.87
pr04	1585	1486	6.25	1525.8	3.74	1585	0.00	1535	3.15	1452	0.08	1525	3.79	pr14	1670	1553	7.01	1636.6	2.00	1651	1.14	1586	5.03	1528	0.09	1569.2	6.04
pr05	1838	<i>1665</i>	9.41	1811.4	1.45	1838	0.00	1759	4.30	1665	0.09	1755.4	4.49	pr15	2065	<i>1881</i>	8.91	1933.4	6.37	2065	0.00	1929	6.59	1818	0.12	1937.6	6.17
pr06	1860	<i>1680</i>	9.68	1840.4	1.05	1835	1.34	1839	1.13	1696	0.09	1763.6	5.18	pr16	2065	<i>1828</i>	11.48	2000	3.15	2017	2.32	1921	6.97	1889	0.09	1924	6.83
pr07	876	871	0.57	862.6	1.53	872	0.46	871	0.57	840	0.04	855.2	2.37	pr17	934	927	0.75	914.6	2.08	934	0.00	926	0.86	889	0.05	926.6	0.79
pr08	1382	<i>1309</i>	5.28	1358.2	1.72	1377	0.36	1358	1.74	1267	0.08	1336.8	3.27	pr18	1539	<i>1496</i>	2.79	1505.4	2.18	1539	0.00	1455	5.46	1352	0.12	1462.8	4.95
pr09	1619	<i>1495</i>	7.66	1595.4	1.46	1604	0.93	1565	3.34	1460	0.10	1532.8	5.32	pr19	1750	<i>1543</i>	11.83	1688.2	3.53	1750	0.00	1695	3.14	1560	0.11	1670.8	4.53
pr10	1943	1784	8.18	1903.6	2.03	1943	0.00	1853	4.63	1782	0.08	1842	5.20	pr20	2062	1902	7.76	2012	2.42	2062	0.00	1901	7.81	1846	0.10	1958.8	5.00
Avg			5.13		1.63		0.36		2.23		0.07		3.49	Avg			6.20		2.81		0.45		3.95		0.08		3.83

Table 11: Comparison of CP-TOPTW to the state-of-the-art methods on the new instances

Instance Set	#INS	CP		I3CH		GVNS		SSA		ILS		ABC	
		#BKS	Gap(%)	#BKS	Gap(%)	#BKS	Gap(%)	#BKS	Gap(%)	#BKS	Gap(%)	#BKS	Gap(%)
c100	9	9	0.00	9	0.00	6	0.47	4	1.04	4	1.41	4	0.74
r100	12	6	0.46	8	0.07	0	1.55	3	0.42	0	1.93	2	0.43
rc100	8	4	0.17	8	0.00	0	1.29	1	0.35	0	2.06	1	0.45
c200	8	8	0.00	8	0.00	8	0.00	8	0.00	8	0.00	8	0.00
r200	11	8	0.17	9	0.07	7	0.17	7	0.16	7	0.62	8	0.09
rc200	8	8	0.00	7	0.04	6	0.16	7	0.07	5	0.47	6	2.03
pr01-10	10	5	0.89	6	0.78	3	1.25	4	1.04	1	2.32	4	1.05
All	66	48	0.24	55	0.14	30	0.70	34	0.44	25	1.26	33	0.68

Table 12: Detailed results for new Cordeau instances

Instance	m	OPT	CP		I3CH		GVNS		SSA		ILS		ABC	
			Profit	Gap (%)	Profit	Gap (%)	Profit	Gap (%)	Profit	Gap (%)	Profit	Gap (%)	Profit	Gap (%)
pr01	3	657	622	5.33	619	5.78	608.4	7.40	614	6.54	608	7.46	617.4	6.03
pr02	6	1220	1198	1.80	1207	1.07	1198.8	1.74	1205	1.23	1180	3.28	1203.8	1.33
pr03	9	1788	<i>1775</i>	0.73	1781	0.39	1760.8	1.52	1758	1.68	1738	2.80	1764.6	1.31
pr04	12	2477	<i>2468</i>	0.36	2477	0.00	2467.4	0.39	2461	0.65	2428	1.98	2474.2	0.11
pr05	15	3351	3351	0.00	3351	0.00	3351	0.00	3351	0.00	3297	1.61	3351	0.00
pr06	18	3671	3671	0.00	3671	0.00	3670.6	0.01	3661	0.27	3650	0.57	3670.6	0.01
pr07	5	948	942	0.63	943	0.53	935	1.37	948	0.00	909	4.11	931.4	1.75
pr08	10	2006	2006	0.00	2006	0.00	2004.6	0.07	2006	0.00	1984	1.10	2006	0.00
pr09	15	2736	2736	0.00	2736	0.00	2736	0.00	2736	0.00	2729	0.26	2736	0.00
pr10	20	3850	3850	0.00	3850	0.00	3850	0.00	3847	0.08	3850	0.00	3850	0.00
Avg				0.89		0.78		1.25		1.04		2.32		1.05

Table 13: Detailed results for new Solomon instances

Instance m	OPT	CP		I3CH		GVNS		SSA		ILS		ABC		Instance m	OPT	CP		I3CH		GVNS		SSA		ILS		ABC									
		Profit Gap (%)	Profit Gap (%)	Profit Gap (%)	Profit Gap (%)	Profit Gap (%)	Profit Gap (%)	Profit Gap (%)	Profit Gap (%)	Profit Gap (%)	Profit Gap (%)	Profit Gap (%)	Profit Gap (%)			Profit Gap (%)	Profit Gap (%)	Profit Gap (%)	Profit Gap (%)	Profit Gap (%)	Profit Gap (%)	Profit Gap (%)	Profit Gap (%)	Profit Gap (%)	Profit Gap (%)	Profit Gap (%)	Profit Gap (%)	Profit Gap (%)							
c101	10	1810	1810	0.00	1810	0.00	1754	3.09	1770	2.21	1720	4.97	1786	1.33	c201	4	1810	1810	0.00	1810	0.00	1810	0.00	1810	0.00	1810	0.00	1810	0.00	1810	0.00	1810	0.00		
c102	10	1810	1810	0.00	1810	0.00	1794	0.88	1810	0.00	1790	1.10	1810	0.00	c202	4	1810	1810	0.00	1810	0.00	1810	0.00	1810	0.00	1810	0.00	1810	0.00	1810	0.00	1810	0.00		
c103	10	1810	1810	0.00	1810	0.00	1810	0.00	1810	0.00	1810	0.00	1810	0.00	c203	4	1810	1810	0.00	1810	0.00	1810	0.00	1810	0.00	1810	0.00	1810	0.00	1810	0.00	1810	0.00		
c104	10	1810	1810	0.00	1810	0.00	1810	0.00	1810	0.00	1810	0.00	1810	0.00	c204	4	1810	1810	0.00	1810	0.00	1810	0.00	1810	0.00	1810	0.00	1810	0.00	1810	0.00	1810	0.00		
c105	10	1810	1810	0.00	1810	0.00	1810	0.00	1780	1.66	1770	2.21	1782	1.55	c205	4	1810	1810	0.00	1810	0.00	1810	0.00	1810	0.00	1810	0.00	1810	0.00	1810	0.00	1810	0.00		
c106	10	1810	1810	0.00	1810	0.00	1806	0.22	1800	0.55	1750	3.31	1786	1.33	c206	4	1810	1810	0.00	1810	0.00	1810	0.00	1810	0.00	1810	0.00	1810	0.00	1810	0.00	1810	0.00		
c107	10	1810	1810	0.00	1810	0.00	1810	0.00	1760	2.76	1790	1.10	1784	1.44	c207	4	1810	1810	0.00	1810	0.00	1810	0.00	1810	0.00	1810	0.00	1810	0.00	1810	0.00	1810	0.00		
c108	10	1810	1810	0.00	1810	0.00	1810	0.00	1770	2.21	1810	0.00	1792	0.99	c208	4	1810	1810	0.00	1810	0.00	1810	0.00	1810	0.00	1810	0.00	1810	0.00	1810	0.00	1810	0.00		
c109	10	1810	1810	0.00	1810	0.00	1810	0.00	1810	0.00	1810	0.00	1810	0.00																					
r101	19	1458	1458	0.00	1458	0.00	1432.2	1.77	1455	0.21	1441	1.17	1457.4	0.04	r201	4	1458	1458	0.00	1458	0.00	1458	0.00	1458	0.00	1458	0.00	1458	0.00	1458	0.00	1458	0.00		
r102	17	1458	1458	0.00	1458	0.00	1441.2	1.15	1458	0.00	1450	0.55	1455.4	0.18	r202	3	1458	1458	0.00	1458	0.00	1450.2	0.53	1458	0.00	1443	1.03	1458	0.00	1443	1.03	1458	0.00		
r103	13	1458	1458	0.00	1458	0.00	1446.6	0.78	1455	0.21	1450	0.55	1455	0.21	r203	3	1458	1458	0.00	1458	0.00	1458	0.00	1458	0.00	1458	0.00	1458	0.00	1458	0.00	1458	0.00		
r104	9	1458	1458	0.00	1458	0.00	1441.2	1.15	1458	0.00	1450	0.55	1455.4	0.18	r204	2	1458	1452	0.41	1458	0.00	1452.6	0.37	1447	0.75	1440	1.23	1458	0.00	1447	0.75	1440	1.23	1458	0.00
r105	14	1458	1458	0.00	1458	0.00	1441.6	1.12	1458	0.00	1435	1.58	1458	0.00	r205	3	1458	1458	0.00	1458	0.00	1458	0.00	1458	0.00	1458	0.00	1458	0.00	1458	0.00	1453.4	0.32		
r106	12	1458	1458	0.00	1458	0.00	1437.6	1.40	1458	0.00	1441	1.17	1458	0.00	r206	3	1458	1458	0.00	1458	0.00	1458	0.00	1458	0.00	1458	0.00	1458	0.00	1458	0.00	1458	0.00		
r107	10	1458	1444	0.96	1458	0.00	1435	1.58	1452	0.41	1431	1.85	1452	0.41	r207	2	1458	1443	1.03	1456	0.14	1449.8	0.56	1452	0.41	1428	2.06	1458	0.00	1428	2.06	1458	0.00		
r108	9	1458	1446	0.82	1456	0.14	1441.8	1.11	1447	0.75	1430	1.92	1451.8	0.43	r208	2	1458	1458	0.00	1458	0.00	1458	0.00	1457	0.07	1458	0.00	1448.4	0.66	1458	0.00	1448.4	0.66		
r109	11	1458	1455	0.21	1458	0.00	1433.4	1.69	1453	0.34	1432	1.78	1449.4	0.59	r209	3	1458	1458	0.00	1458	0.00	1458	0.00	1458	0.00	1458	0.00	1458	0.00	1457.8	0.01	1458	0.00	1457.8	0.01
r110	10	1458	1443	1.03	1454	0.27	1433.4	1.69	1454	0.27	1419	2.67	1449	0.62	r210	3	1458	1458	0.00	1458	0.00	1458	0.00	1458	0.00	1458	0.00	1458	0.00	1458	0.00	1458	0.00		
r111	10	1458	1458	0.00	1458	0.00	1430.2	1.91	1444	0.96	1410	3.29	1449.8	0.56	r211	2	1458	1451	0.48	1449	0.62	1452.6	0.37	1451	0.48	1422	2.47	1458	0.00	1422	2.47	1458	0.00		
r112	9	1458	1440	1.23	1456	0.14	1434.4	1.62	1446	0.82	1418	2.74	1448	0.69																					
rc101	14	1724	1724	0.00	1724	0.00	1690.2	1.96	1712	0.70	1686	2.20	1713.6	0.60	rc201	4	1724	1724	0.00	1724	0.00	1724	0.00	1724	0.00	1724	0.00	1724	0.00	1724	0.00	1451.2	15.82		
rc102	12	1724	1718	0.35	1724	0.00	1685	2.26	1718	0.35	1659	3.77	1705.2	1.09	rc202	3	1724	1724	0.00	1719	0.29	1702.8	1.23	1714	0.58	1686	2.20	1724	0.00	1714	0.58	1686	2.20	1724	0.00
rc103	11	1724	1724	0.00	1724	0.00	1709	0.87	1724	0.00	1689	2.03	1721	0.17	rc203	3	1724	1724	0.00	1724	0.00	1724	0.00	1724	0.00	1724	0.00	1724	0.00	1717.4	0.38	1724	0.00		
rc104	10	1724	1724	0.00	1724	0.00	1718	0.35	1719	0.29	1719	0.29	1723.4	0.03	rc204	3	1724	1724	0.00	1724	0.00	1724	0.00	1724	0.00	1724	0.00	1724	0.00	1724	0.00	1724	0.00	1724	0.00
rc105	13	1724	1719	0.29	1724	0.00	1689.8	1.98	1716	0.46	1691	1.91	1716	0.46	rc205	4	1724	1724	0.00	1724	0.00	1723	0.06	1724	0.00	1724	0.00	1724	0.00	1724	0.00	1724	0.00		
rc106	11	1724	1716	0.46	1724	0.00	1690.6	1.94	1714	0.58	1665	3.42	1706	1.04	rc206	3	1724	1724	0.00	1724	0.00	1724	0.00	1724	0.00	1708	0.93	1724	0.00	1708	0.93	1724	0.00		
rc107	11	1724	1724	0.00	1724	0.00	1718.4	0.32	1722	0.12	1701	1.33	1724	0.00	rc207	3	1724	1724	0.00	1724	0.00	1724	0.00	1724	0.00	1724	0.00	1713	0.64	1724	0.00	1724	0.00		
rc108	10	1724	1719	0.29	1724	0.00	1713	0.64	1719	0.29	1698	1.51	1720.6	0.20	rc208	3	1724	1724	0.00	1724	0.00	1724	0.00	1724	0.00	1724	0.00	1724	0.00	1724	0.00	1724	0.00		
Avg				0.24		0.03		1.14		0.59		1.80		0.53	Avg				0.07		0.04		0.12		0.08		0.39		0.64		0.64				

4 Conclusions

In this paper, we study the TOPTW, formulate it as a constraint programming model and report solutions for benchmark instances by using both a customized and default branching strategy. The new model, CP-TOPTW, has been shown to be quite competitive with the-state-of-the-art algorithms and can be a reference method for solving variants of OP. The computational results indicate that CP-TOPTW performs, on average, quite well compared to state-of-the-art algorithms and outperforms most of the existing approaches in the literature in terms of average solution quality (% optimality gap) and the number of identified best-known solutions. We observe that CP-TOPTW finds the final reported solutions very early in the search, as quickly as less than a second, and spends the remainder of the 30-minute runtime limit filtering out domains of interval variables (proof of optimality). This demonstrates the importance of having bounding techniques such as linear relaxation in the search that can be used to cut down the search time spent for the proof of optimality in CP Optimizer. Moreover, CP discovered one new best solution and proved that two best-known solutions are actually optimal.

Future work for consideration is related to the development of an efficient and effective decomposition algorithm. CP is well known for its ability to find good quality feasible solutions for complex structured problems within reasonable time. On the other hand, ILP provides a global perspective through reporting upper and lower bounds that guide the search effectively. Thus, a hybrid decomposition algorithm that exploits these benefits of ILP and CP may obtain new best-known solutions and/or prove the optimality of the current ones for the benchmark problem instances. As another future step, in order to save computational time, we would like to use the CP model elements to explore different neighborhoods during the search and apply a suitable algorithm that directs the search to the best neighborhoods. In fact, the entire CP-TOPTW model or a subset of its elements can be easily integrated with almost all of the state-of-the-art heuristics.

References

- [1] N. Labadie, R. Mansini, and C. R. Melechovsk, J., “The team orienteering problem with time windows: An lp-based granular variable neighborhood search,” European Journal of Operational Research, vol. 220(1), pp. 15–27, 2012.
- [2] T. Tsiligirides, “Heuristic methods applied to orienteering,” Journal of the Operational Research Society, vol. 35, no. 9, pp. 797–809, 1984.
- [3] I.-M. Chao, B. L. Golden, and E. A. Wasil, “The team orienteering problem,” European journal of operational research, vol. 88, no. 3, pp. 464–474, 1996.
- [4] P. Vansteenwegen, W. Souffriau, and D. V. Oudheusden, “The orienteering problem: A survey,” European Journal of Operational Research, vol. 209.1, pp. 1–10, 2011.
- [5] W. Souffriau, P. Vansteenwegen, J. Vertommen, G. V. Berghe, and D. V. Oudheusden, “A personalized tourist trip design algorithm for mobile tourist guides,” Applied Artificial Intelligence, vol. 22, no. 10, pp. 964–985, 2008.
- [6] W. Souffriau and P. Vansteenwegen, “Tourist trip planning functionalities: State-of-the-art and future,” in International Conference on Web Engineering, pp. 474–485, Springer, 2010.
- [7] K. Sylejmani, J. Dorn, and N. Musliu, “A tabu search approach for multi constrained team orienteering problem and its application in touristic trip planning,” in Hybrid Intelligent Systems (HIS), 2012 12th International Conference on, pp. 300–305, IEEE, 2012.
- [8] S. Rath and W. J. Gutjahr, “A math-heuristic for the warehouse location–routing problem in disaster relief,” Computers & Operations Research, vol. 42, pp. 25–39, 2014.
- [9] E. Kirac, Incorporating A New Class of Uncertainty in Disaster Relief Logistics Planning. PhD thesis, University of Arkansas, 2016.
- [10] G. Gutiérrez-Jarpa, V. Marianov, and C. Obreque, “A single vehicle routing problem with fixed delivery and optional collections,” IIE Transactions, vol. 41, no. 12, pp. 1067–1079, 2009.
- [11] F. Tricoire, M. Romauch, K. F. Doerner, and R. F. Hartl, “Heuristics for the multi-period orienteering problem with multiple time windows,” Computers & Operations Research, vol. 37, no. 2, pp. 351–367, 2010.

- [12] R. Montemanni and L. M. Gambardella, “An ant colony system for team orienteering problems with time windows,” Foundations of Computing and Decision Sciences, vol. 34, pp. 287–306, 2009.
- [13] M. M. Solomon, “Algorithms for the vehicle routing and scheduling problems with time window constraints,” Operations Research, vol. 35 (2), pp. 254–265, 1987.
- [14] J.-F. Cordeau, M. Gendreau, and G. Laporte, “Networks,” Operations Research, vol. 30 (2), pp. 105–119, 1997.
- [15] L. Gambardella, R. Montemanni, and D. Weyland, “An ant colony system for team orienteering problems with time windows,” European Journal of Operational Research, vol. 220 (3), pp. 831–843, 2012.
- [16] P. Vansteenwegen, W. Souffriau, G. V. Berghe, and D. V. Oudheusden, “Iterated local search for the team orienteering problem with time windows,” Computers & Operations Research, vol. 36, no. 12, pp. 3281 – 3290, 2009.
- [17] S.-W. Lin and V. F. Yu, “A simulated annealing heuristic for the team orienteering problem with time windows,” European Journal of Operational Research, vol. 217(1), pp. 94–107, 2012.
- [18] H. Qian and L. Andrew, “An iterative three-component heuristic for the team orienteering problem with time windows,” European Journal of Operational Research, vol. 232, pp. 276–286, 2014.
- [19] T. Cura, “An artificial bee colony algorithm approach for the team orienteering problem with time windows,” Computers & Industrial Engineering, vol. 74, pp. 270–290, 2014.
- [20] H. Tae and B.-I. Kim, “A branch-and-price approach for the team orienteering problem with time windows,” International Journal of Industrial Engineering, vol. 22, no. 2, 2015.
- [21] G. Righini and M. Salani, “Decremental state space relaxation strategies and initialization heuristics for solving the orienteering problem with time windows with dynamic programming,” Computers & Operations Research, vol. 4, pp. 1191–1203, 2009.
- [22] E. B. Edis and C. Oguz, “Parallel machine scheduling with flexible resources,” Computers & Industrial Engineering, vol. 63, no. 2, pp. 433 – 447, 2012.
- [23] J. N. Hooker, “Good and bad futures for constraint programming (and operations research),” Constraint Programming Letters, vol. 1, pp. 21 – 32, 2007.

- [24] V. Jain and I. E. Grossmann, “Algorithms for hybrid milp/cp models for a class of optimization problems,” INFORMS Journal on Computing, vol. 13, pp. 258–276, 2001.
- [25] H. Nachtmann, K. N. Mitchell, C. Rainwater, R. Gedik, and E. A. Pohl, “Optimal dredge fleet scheduling within environmental work windows,” Transportation Research Record: Journal of the Transportation Research Board, vol. 2426, pp. 11 –19, 2014.
- [26] R. Gedik, C. Rainwater, H. Nachtmann, and E. A. Pohl, “Analysis of a parallel machine scheduling problem with sequence dependent setup times and job availability intervals,” European Journal of Operational Research, vol. 251, no. 2, pp. 640 – 650, 2016.
- [27] M. A. Trick and H. Yildiz, “Benders’ cuts guided large neighborhood search for the traveling umpire problem,” Naval Research Logistics (NRL), vol. 58, no. 8, pp. 771–781, 2011.
- [28] S. Topaloglu and I. Ozkarahan, “A constraint programming-based solution approach for medical resident scheduling problems,” Computers & Operations Research, vol. 38, no. 1, pp. 246 – 255, 2011.
- [29] F. He and R. Qu, “A constraint programming based column generation approach to nurse rostering problems,” Computers & Operations Research, vol. 39, no. 12, pp. 3331 – 3343, 2012.
- [30] G. Pesant, M. Gendreau, J.-Y. Potvin, and J.-M. Rousseau, “An exact constraint logic programming algorithm for the traveling salesman problem with time windows,” Transportation Science, vol. 32, no. 1, pp. 12 – 29, 1998.
- [31] G. Pesant, M. Gendreau, J.-Y. Potvin, and J.-M. Rousseau, “On the flexibility of constraint programming models: From single to multiple time windows for the traveling salesman problem,” European Journal of Operational Research, vol. 117, no. 2, pp. 253 – 263, 1999.
- [32] N. H. B. Quoc and D. T. Anh, “Combining constraint programming and tabu search to solve vehicle routing problem with time windows,” in Computing and Communication Technologies, Research, Innovation, and Vision for the Future (RIVF), 2010 IEEE RIVF International Conference on, pp. 1–4, Nov 2010.
- [33] P. Shaw, “Using constraint programming and local search methods to solve vehicle routing problems,” in International Conference on Principles and Practice of Constraint Programming, pp. 417–431, Springer, 1998.

- [34] B. De Backer, V. Furnon, P. Shaw, P. Kilby, and P. Prosser, “Solving vehicle routing problems using constraint programming and metaheuristics,” Journal of Heuristics, vol. 6, no. 4, pp. 501–523, 2000.
- [35] L.-M. Rousseau, M. Gendreau, and G. Pesant, “Using constraint-based operators to solve the vehicle routing problem with time windows,” Journal of heuristics, vol. 8, no. 1, pp. 43–58, 2002.
- [36] L.-M. Rousseau, M. Gendreau, G. Pesant, and F. Focacci, “Solving vrptws with constraint programming based column generation,” Annals of Operations Research, vol. 130, no. 1-4, pp. 199–216, 2004.
- [37] D. Guimarans, R. Herrero, J. Ramos, and S. Padrón, “Solving vehicle routing problems using constraint programming and lagrangean relaxation in a metaheuristics framework,” Management Innovations for Intelligent Supply Chains, pp. 123–143, 2013.
- [38] W.-J. van Hoes and I. Katriel, Handbook of Constraint Programming. Elsevier, 2006.
- [39] J. N. Hooker, Integrated Methods for Optimization (International Series in Operations Research & Management Science). Secaucus, NJ, USA: Springer-Verlag New York, Inc., 2006.
- [40] M. Lombardi and M. Milano, “Optimal methods for resource allocation and scheduling: a cross-disciplinary survey,” Constraints, vol. 17, pp. 51–85, 2012.
- [41] I. Harjunkoski and I. E. Grossmann, “Decomposition techniques for multistage scheduling problems using mixed-integer and constraint programming methods,” Comp. Chem. Engng, vol. 26, pp. 1533–1552, 2002.
- [42] J. Hooker, “Logic, optimization, and constraint programming,” INFORMS Journal on Computing, vol. 14, pp. 295–321, 2002.
- [43] S. Heipcke, “Comparing constraint programming and mathematical programming approaches to discrete optimisation-the change problem,” The Journal of the Operational Research Society, vol. 50, no. 6, pp. pp. 581–595, 1999.
- [44] IBM, “Ibm ilog cplex optimization studio v12.3,” 2011.
- [45] P. Laborie and J. Rogerie, “Reasoning with conditional time-intervals,” in FLAIRS conference, pp. 555–560, 2008.

- [46] P. Laborie, J. Rogerie, P. Shaw, and P. Vilím, “Reasoning with conditional time-intervals. part ii: An algebraical model for resources,” in FLAIRS conference, pp. 201–206, 2009.
- [47] P. Vilím, P. Laborie, and P. Shaw, “Failure-directed search for constraint-based scheduling,” in CPAIOR '15: Proceedings of the 12th International Conference on Integration of AI and OR Techniques in Constraint Programming for Combinatorial Optimization Problems, Springer-Verlag, 2015.